

Item prices may have changed from those shown in this sheet.
See Spears® On-line Catalog for most current pricing, updated daily.

Discount Codes

015	Pool Spa Specialty Fittings	
017	Flange Gasket/Bolt Kits	
020	Irrigation Specialty Products	
040	PVC Schedule 40 White Molded Fittings Thru 8"	
041	PVC Schedule 40 White Molded Fittings 10" and Larger	
043	PVC Schedule 40 Gray Molded Fittings	
046	PVC Schedule 40 Molded Reinforced Fittings	
047	PVC Schedule 40 White Fabricated Fittings	
080	PVC Schedule 80 Molded Fittings Thru 8"	
081	PVC Schedule 80 Molded Fittings 10" and Larger	
083	PVC Schedule 80 Fabricated Pressure Fittings	
086	PVC Schedule 80 Molded Reinforced Fittings	
120	PE Schedule 80 & Poly Cut-Off Nipples	
140	PVC & PP Insert Fittings 3/8" - 4"	
320	100# PIP (SDR41) Fabricated Fittings	
361	PVC Class 125 Molded Fittings 10" and Larger	

PVC White Schedule 40 Fittings, Unions & Saddles



Visit our web site:
www.spearsmfg.com

PRICE SCHEDULE 40-1-0910
Effective September 26, 2010
Supersedes: 40-1-1009



Quality Systems Certificate No. 293
Corporate Facilities, Sylmar, CA
Assessed to ISO 9001: 2008

2010 EDITION
SCHEDULE 40
WHITE
PVC



PVC White Schedule 40 Fittings, Unions & Saddles

HOW TO USE THIS CATALOG

Spears® PVC White Schedule 40 Fittings, Unions & Saddles catalog has been arranged for easy use in selection of desired products according to part number, size, packaging and pricing information. A complete listing of content is located at the end of this catalog. Additional information on individual product dimensions can be found in Spears® publication 40-4, PVC White Schedule 40 Fittings, Unions & Saddles Weights & Dimensions.

ORGANIZATION

Products in this catalog are listed in columns by type and configuration. Similar configuration types are grouped together, such as Tees, then Elbows, etc.

COLUMN HEADER INFORMATION

Each product column header label identifies the following product particulars:

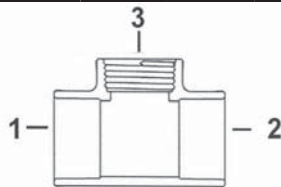
Part Number	the number used to order the part.
Size	nominal diameter of pipe with which the fitting is to be used. NOTE: Fittings may be same size (only one size designation) or reducing (multiple sizes designated).
Standard Pack (Std Pk)	the quantity of parts packaged in an individual box or bag.
Master Carton (Mstr Ctn)	the total quantity of parts contained in individual boxes or bags which are packaged together.
Discount Code (Disc. Code)	identification code for applicable discount to the list price of the product. NOTE: This is a Product Group code and is not a calculation of discount. Discount codes are not the same for all products contained in this price schedule.
Price Each	the designated list price of the product.

PRODUCT CONFIGURATION

Each group of product configuration types is headed by the product's name and an abbreviated configuration description of the fitting outlet connections. Configuration descriptions are defined on the following page. Line drawing illustrations are general representations of the fittings in the group, but may not be an exact depiction of all configurations listed. Line drawings are correlated to the configuration description. The drawing is read left to right for Elbow and Adapter configurations. Tees have an additional outlet branch and are read left to right (run) then top (branch). Drawings for Wyes and Crosses are read top to bottom then left to right and bushings drawings are read as outside x inside configuration. The configuration description also correlates to the size designation. As with the nominal size designations, only one description is given when all outlets are the same. Reducing sizes list run configuration x branch configuration. Refer to illustration below.

Example

Part Number	Size	Std Pk	Mstr Ctn	Disc Code	Price Each
-------------	------	--------	----------	-----------	------------



Product Name ——— Tee
Abbreviated ——— Soc x Fipt
Configuration Description

In this example, outlet description is "Soc x Fipt", which indicates:
1. Socket x
2. Socket x
3. Female Iron Pipe Thread

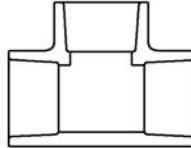
402-003	3/8	50	200	040	.97
402-005	1/2	50	300	040	1.01
402-007	3/4	50	0	040	1.56

PVC White Schedule 40 Fittings, Unions & Saddles



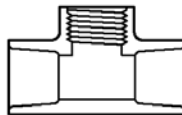
Part Number	Size	Std Pk	Mstr Ctn	Disc Code	Price Each
-------------	------	--------	----------	-----------	------------

Tee Soc



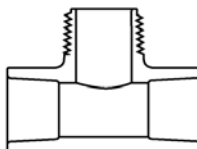
401-003	3/8	50	400	040	.69
401-005	1/2	50	300	040	.76
401-007	3/4	50	0	040	.87
401-010	1	50	0	040	1.63
401-012	1-1/4	25	0	040	2.55
401-015	1-1/2	25	0	040	3.10
401-020	2	25	0	040	4.51
401-025	2-1/2	10	0	040	14.89
401-030	3	10	0	040	19.56
401-040	4	6	0	040	35.39
401-050	5	5	0	040	85.46
401-060	6	4	0	040	119.10
401-080	8	2	0	040	276.22
401-100	10	1	1	041	915.24
401-100F	10	1	0	047	677.22
401-120	12	1	1	041	1352.32
401-120F	12	1	0	047	954.23
401-140F	14	1	0	047	1485.93
401-160F	16	1	0	047	2150.95
401-180F	18	1	0	047	2612.80
401-200F	20	1	0	047	3184.20
401-240F	24	1	0	047	4328.32

Tee Soc x Fipt



402-003	3/8	50	200	040	.97
402-005	1/2	50	300	040	1.01
402-007	3/4	50	0	040	1.56
402-010	1	50	0	040	2.89
402-012	1-1/4	25	0	040	4.61
402-015	1-1/2	25	0	040	5.99
402-020	2	10	0	040	7.60
402-025	2-1/2	10	0	040	23.10
402-030	3	10	0	040	29.44
402-040	4	6	0	040	45.00

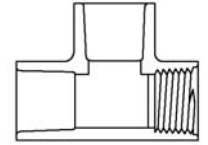
Tee Soc x Mipt



402B-010	1	50	0	040	3.29
----------	---	----	---	-----	------

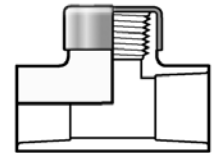
Part Number	Size	Std Pk	Mstr Ctn	Disc Code	Price Each
-------------	------	--------	----------	-----------	------------

Tee Soc x Fipt x Soc



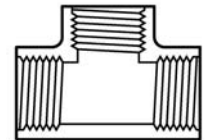
403-007	3/4	50	0	040	1.71
---------	-----	----	---	-----	------

Special Reinforced Tee Soc x SR Fipt - Stainless Steel Collar



402-005SR	1/2	25	200	046	7.66
402-012SR	1-1/4	25	0	046	15.06

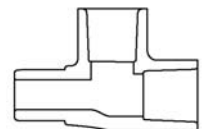
Tee Fipt



405-005	1/2	50	0	040	2.79
405-007	3/4	50	0	040	4.38
405-010	1	50	0	040	6.06
405-012	1-1/4	25	0	040	8.39
405-015	1-1/2	25	0	040	8.65
405-020	2	10	0	040	11.46
405-025 ¹	2-1/2	5	0	040	40.79

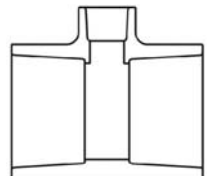
¹Outlet sized with Bushing

Street Tee Spig x Soc x Soc



444-005	1/2	25	200	040	3.93
444-007	3/4	15	120	040	5.24
444-010	1	15	0	040	6.77
444-012	1-1/4	10	0	040	10.89
444-015	1-1/2	10	0	040	15.04
444-020	2	10	0	040	26.16

Reducing Tee Soc



401-053	3/8X1/2	50	0	040	2.09
401-074	1/2X3/4	50	0	040	1.62
401-075	1/2X1	50	0	040	3.01



PVC White Schedule 40 Fittings, Unions & Saddles

Part Number	Size	Std Pk	Mstr Ctn	Disc Code	Price Each
-------------	------	--------	----------	-----------	------------

Reducing Tee (continued)

Soc

401-094	3/4X1/2X1/2	50	0	040	1.47
401-095	3/4X1/2X3/4	50	0	040	1.47
401-101	3/4X1/2	50	0	040	1.01
D401-101	3/4X1/2	50	0	040	1.40
401-102	3/4X1	50	0	040	2.89
401-122	1X1/2X1	50	0	040	2.89
401-124	1X3/4X1/2	50	0	040	2.89
401-125	1X3/4X3/4	50	0	040	2.89
401-126	1X3/4X1	50	0	040	2.89
401-130	1X1/2	50	0	040	1.72
D401-130	1X1/2	50	0	040	2.81
401-131	1X3/4	50	0	040	1.88
401-132	1X1-1/4	25	0	040	3.87
401-133	1X1-1/2	25	0	040	5.00
401-134	1X2	25	0	040	7.02
401-156	1-1/4X1X1/2	25	0	040	3.94
401-157	1-1/4X1X3/4	25	0	040	3.94
401-158	1-1/4X1X1	25	0	040	3.94
401-166	1-1/4X1/2	25	0	040	2.80
D401-166	1-1/4X1/2	25	0	040	2.80
401-167	1-1/4X3/4	25	0	040	2.80
401-168	1-1/4X1	25	0	040	2.80
401-169	1-1/4X1-1/2	25	0	040	5.12
401-170	1-1/4X2	25	0	040	7.02
401-199	1-1/2X1-1/4X1/2	25	0	040	4.91
401-201	1-1/2X1-1/4X3/4	25	0	040	4.91
401-202	1-1/2X1-1/4X1	25	0	040	4.91
401-209	1-1/2X1/2	25	0	040	4.91
D401-209	1-1/2X1/2	25	0	040	5.04
401-210	1-1/2X3/4	25	0	040	4.91
401-211	1-1/2X1	25	0	040	4.91
401-212	1-1/2X1-1/4	25	0	040	4.91
401-213	1-1/2X2	25	0	040	7.02
401-214	1-1/2X2-1/2	25	0	040	15.47
401-233	2X1X2	10	0	040	7.02
401-238	2X1-1/2X3/4	10	0	040	7.02
401-239	2X1-1/2X1	10	0	040	7.02
401-241	2X1-1/2X1-1/2	10	0	040	7.02
401-247	2X1/2	10	0	040	4.83
D401-247	2X1/2	10	0	040	7.02
401-248	2X3/4	10	0	040	4.83
401-249	2X1	10	0	040	4.83
401-250	2X1-1/4	10	0	040	4.83
401-251	2X1-1/2	10	0	040	4.83
401-253 ¹	2X3	10	0	040	32.48
401-254 ¹	2X4	6	0	040	64.29
401-287	2-1/2X1/2	10	0	040	14.85
401-288	2-1/2X3/4	10	0	040	14.85
401-289	2-1/2X1	10	0	040	14.85
401-290	2-1/2X1-1/4	10	0	040	14.85
401-291	2-1/2X1-1/2	10	0	040	14.85

Part Number	Size	Std Pk	Mstr Ctn	Disc Code	Price Each
-------------	------	--------	----------	-----------	------------

Reducing Tee (continued)

Soc

401-292	2-1/2X2	10	0	040	14.85
401-293 ¹	2-1/2X3	10	0	040	33.18
401-294 ¹	2-1/2X4	6	0	040	64.29
401-333	3X1/2	10	0	040	21.28
401-334	3X3/4	10	0	040	21.28
401-335	3X1	10	0	040	21.28
401-336	3X1-1/4	10	0	040	21.28
401-337	3X1-1/2	10	0	040	21.28
401-338	3X2	6	0	040	21.24
401-339 ¹	3X2-1/2	6	0	040	26.57
401-342	3X4	6	0	040	36.56
401-344 ¹	3X6	4	0	040	190.59
401-415 ¹	4X1/2	6	0	040	36.76
401-416	4X3/4	6	0	040	35.39
401-417	4X1	6	0	040	35.39
401-418	4X1-1/4	10	0	040	35.39
401-419	4X1-1/2	10	0	040	35.39
401-420	4X2	10	0	040	35.39
401-421 ¹	4X2-1/2	6	0	040	41.01
401-422	4X3	6	0	040	35.39
401-426 ¹	4X6	4	0	040	190.59
401-428 ¹	4X8	2	0	040	526.05
401-486 ¹	5X2	5	0	040	82.97
401-487 ¹	5X2-1/2	4	0	040	91.29
401-488	5X3	4	0	040	82.97
401-490	5X4	3	0	040	82.97
401-492 ¹	5X6	4	0	040	194.63
401-494 ¹	5X8	1	2	040	669.62
401-526 ¹	6X1-1/4	4	0	040	121.82
401-527 ¹	6X1-1/2	5	0	040	121.82
401-528	6X2	3	0	040	119.10
401-529 ¹	6X2-1/2	5	0	040	128.14
401-530	6X3	5	0	040	119.10
401-532	6X4	2	0	040	119.10
401-533 ¹	6X5	4	0	040	158.09
401-535 ¹	6X8	1	0	040	526.05
401-537 ¹	6X10	1	0	041	1510.48
401-578 ¹	8X2	2	0	040	288.46
401-579 ¹	8X2-1/2	4	0	040	288.46
401-580	8X3	4	0	040	276.22
401-582	8X4	2	0	040	276.22
401-583 ¹	8X5	2	0	040	318.40
401-585	8X6	2	0	040	276.22
401-589 ¹	8X10	1	0	041	1510.48
401-621 ¹	10X2	1	0	041	820.18
401-621F	10X2	1	1	047	538.30
401-622F	10X2-1/2	1	2	047	568.03
401-623 ¹	10X3	1	0	041	820.18
401-623F	10X3	1	1	047	577.38
401-624 ¹	10X4	1	0	041	820.18
401-624F	10X4	1	1	047	598.12

PVC White Schedule 40 Fittings, Unions & Saddles



Part Number	Size	Std Pk	Mstr Ctn	Disc Code	Price Each
-------------	------	--------	----------	-----------	------------

Reducing Tee (continued)

Soc

401-625 ¹	10X5	1	0	041	820.18
401-625F	10X5	1	1	047	701.74
401-626	10X6	1	0	041	784.34
401-626F	10X6	1	1	047	676.39
401-628 ¹	10X8	1	0	041	1004.21
401-628F	10X8	1	1	047	758.84
401-632 ¹	10X12	1	0	041	1671.48
401-634F	10X14	1	0	047	1714.47
401-636F	10X16	1	0	047	2135.01
401-661F	12X2	1	1	047	696.06
401-662F	12X2-1/2	1	1	047	734.43
401-663F	12X3	1	1	047	749.77
401-664 ¹	12X4	1	0	041	1283.82
401-664F	12X4	1	1	047	795.40
401-665F	12X5	1	1	047	943.46
401-666 ¹	12X6	1	0	041	1283.82
401-666F	12X6	1	0	047	846.06
401-668	12X8	1	0	041	1133.22
401-668F	12X8	1	0	047	942.33
401-670 ¹	12X10	1	0	041	1765.76
401-670F	12X10	1	0	047	1047.06
401-674F	12X14	1	0	047	1979.04
401-676F	12X16	1	0	047	2389.70
401-678F	12X18	1	0	047	4244.18
401-691F	14X2	1	0	047	872.19
401-693F	14X3	1	0	047	950.21
401-694F	14X4	1	0	047	1010.53
401-695F	14X5	1	0	047	1054.62
401-696F	14X6	1	0	047	1070.85
401-698F	14X8	1	0	047	1128.52
401-700F	14X10	1	0	047	1320.80
401-702F	14X12	1	0	047	1500.28
401-706F	14X16	1	0	047	2899.14
401-751F	16X2	1	0	047	969.11
401-753F	16X3	1	0	047	1022.11
401-754F	16X4	1	0	047	1083.95
401-756F	16X6	1	0	047	1155.86
401-758F	16X8	1	0	047	1270.45
401-760F	16X10	1	0	047	1384.91
401-762F	16X12	1	0	047	1613.40
401-764F	16X14	1	0	047	1928.93
401-768F	16X18	1	0	047	4318.09
401-781F	18X2	1	0	047	1076.99
401-783F	18X3	1	0	047	1104.71
401-784F	18X4	1	0	047	1117.35
401-786F	18X6	1	0	047	1281.38
401-788F	18X8	1	0	047	1405.98
401-790F	18X10	1	0	047	1671.31
401-792F	18X12	1	0	047	1733.10
401-794F	18X14	1	0	047	2285.83
401-796F	18X16	1	0	047	2624.03

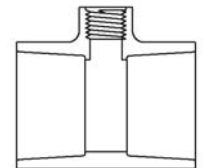
Part Number	Size	Std Pk	Mstr Ctn	Disc Code	Price Each
-------------	------	--------	----------	-----------	------------

Reducing Tee (continued)

Soc

401-811F	20X2	1	0	047	1363.43
401-813F	20X3	1	0	047	1389.46
401-814F	20X4	1	0	047	1410.46
401-816F	20X6	1	0	047	1432.82
401-818F	20X8	1	0	047	1490.04
401-820F	20X10	1	0	047	1846.05
401-822F	20X12	1	0	047	2009.70
401-824F	20X14	1	0	047	2539.82
401-826F	20X16	1	0	047	2998.22
401-828F	20X18	1	0	047	3332.39
401-901F	24X2	1	0	047	2253.59
401-903F	24X3	1	0	047	2344.52
401-904F	24X4	1	0	047	2805.67
401-906F	24X6	1	0	047	2881.89
401-908F	24X8	1	0	047	3009.40
401-910F	24X10	1	0	047	3075.39
401-912F	24X12	1	0	047	3162.51
401-914F	24X14	1	0	047	3395.10
401-916F	24X16	1	0	047	3566.96
401-918F	24X18	1	0	047	3897.78
401-920F	24X20	1	0	047	4186.10

¹Outlet sized with Bushing



Reducing Tee Soc x Fipt

402-071	1/2X1/8	50	300	040	2.17
402-072	1/2X1/4	50	200	040	2.17
402-074	1/2X3/4	50	0	040	2.17
402-094	3/4X1/2X1/2	50	0	040	1.52
402-095	3/4X1/2X3/4	50	0	040	1.52
402-101	3/4X1/2	50	0	040	1.34
402-124	1X3/4X1/2	50	0	040	2.89
402-125	1X3/4X3/4	50	0	040	2.89
402-130	1X1/2	50	0	040	2.02
402-131	1X3/4	50	0	040	2.89
402-156	1-1/4X1X1/2	25	0	040	4.61
402-157	1-1/4X1X3/4	25	0	040	4.61
402-158	1-1/4X1X1	25	0	040	4.61
402-166	1-1/4X1/2	25	0	040	4.83
402-167	1-1/4X3/4	25	0	040	4.83
402-168	1-1/4X1	25	0	040	4.83
402-199	1-1/2X1-1/4X1/2	25	0	040	5.99
402-201	1-1/2X1-1/4X3/4	25	0	040	5.99
402-202	1-1/2X1-1/4X1	25	0	040	5.99
402-209	1-1/2X1/2	25	0	040	5.99
402-210	1-1/2X3/4	25	0	040	5.99
402-211	1-1/2X1	25	0	040	5.99
402-212	1-1/2X1-1/4	25	0	040	5.99



PVC White Schedule 40 Fittings, Unions & Saddles

Part Number	Size	Std Pk	Mstr Ctn	Disc Code	Price Each
-------------	------	--------	----------	-----------	------------

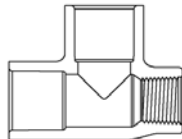
Reducing Tee (continued)

Soc x Fipt

402-238	2X1-1/2X3/4	10	0	040	7.54
402-239	2X1-1/2X1	10	0	040	7.54
402-247	2X1/2	10	0	040	7.54
402-248	2X3/4	10	0	040	7.54
402-249	2X1	10	0	040	7.54
402-250	2X1-1/4	10	0	040	7.54
402-251	2X1-1/2	10	0	040	7.54
402-287	2-1/2X1/2	10	0	040	16.32
402-288	2-1/2X3/4	10	0	040	16.32
402-289	2-1/2X1	10	0	040	16.32
402-290	2-1/2X1-1/4	10	0	040	16.32
402-291	2-1/2X1-1/2	10	0	040	16.32
402-292	2-1/2X2	10	0	040	16.32
402-333	3X1/2	10	0	040	23.31
402-334	3X3/4	10	0	040	23.31
402-335	3X1	10	0	040	23.31
402-336	3X1-1/4	10	0	040	23.31
402-337	3X1-1/2	10	0	040	23.31
402-338	3X2	6	0	040	23.31
402-417	4X1	6	0	040	38.96
402-419	4X1-1/2	10	0	040	38.96
402-420	4X2	10	0	040	38.96
402-422	4X3	6	0	040	38.96
402-490	5X4	3	0	040	101.77
402-525 ¹	6X1	3	0	040	132.05
402-528	6X2	3	0	040	132.05
402-530	6X3	5	0	040	132.05
402-532	6X4	2	0	040	132.05
402-578 ¹	8X2	3	0	040	285.57
402-580 ¹	8X3	2	0	040	285.57
402-582 ¹	8X4	2	0	040	285.57
402-621F	10X2	1	1	047	555.61
402-622F	10X2-1/2	1	1	047	559.52
402-623F	10X3	1	1	047	594.61
402-624F	10X4	1	1	047	644.76
402-661F	12X2	1	1	047	713.34
402-663F	12X3	1	1	047	768.55
402-664F	12X4	1	1	047	832.05

¹Outlet-sized with Bushing

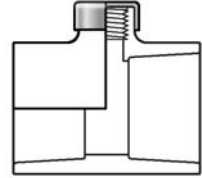
Reducing Tee Soc x Fipt x Soc



403-095	3/4X1/2X3/4	50	0	040	4.09
---------	-------------	----	---	-----	------

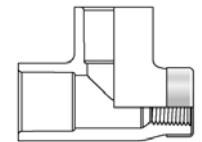
Part Number	Size	Std Pk	Mstr Ctn	Disc Code	Price Each
-------------	------	--------	----------	-----------	------------

Special Reinforced Reducing Tee Soc x SR Fipt - Stainless Steel Collar



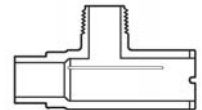
402-072SR	1/2X1/4	25	150	046	7.66
402-098SR	3/4X1/4	25	100	046	9.95
402-101SR	3/4X1/2	50	0	046	9.95
402-166SR	1-1/4X1/2	15	0	046	16.64
402-168SR	1-1/4X1	10	0	046	16.98
402-212SR	1-1/2X1-1/4	10	0	046	18.38
402-287SR	2-1/2X1/2	10	0	046	22.37
402-288SR	2-1/2X3/4	10	0	046	23.64
402-289SR	2-1/2X1	10	0	046	23.87
402-290SR	2-1/2X1-1/4	10	0	046	23.50
402-291SR	2-1/2X1-1/2	10	0	046	24.43
402-292SR	2-1/2X2	10	0	046	24.63
402-333SR	3X1/2	10	0	046	29.83
402-334SR	3X3/4	10	0	046	29.83
402-335SR	3X1	10	0	046	30.43
402-336SR	3X1-1/4	10	0	046	31.14
402-337SR	3X1-1/2	10	0	046	30.87
402-338SR	3X2	6	0	046	32.70
402-417SR	4X1	6	0	046	39.51
402-419SR	4X1-1/2	10	0	046	43.40
402-420SR	4X2	10	0	046	44.81
402-422SR	4X3	6	0	046	70.40

Special Reinforced Reducing Tee Soc x SR Fipt-Stainless Steel Collar x Soc



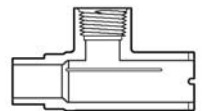
403-095SR	3/4X1/2X3/4	50	0	046	2.59
-----------	-------------	----	---	-----	------

Manifold Tee Spig x Soc x Mipt



476-010	1	20	0	020	5.68
---------	---	----	---	-----	------

Manifold Tee Spig x Soc x Fipt



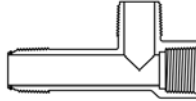
477-010	1	25	0	020	5.68
---------	---	----	---	-----	------

PVC White Schedule 40 Fittings, Unions & Saddles



Part Number	Size	Std Pk	Mstr Ctn	Disc Code	Price Each
-------------	------	--------	----------	-----------	------------

O-ring Sealed Manifold Tee O-ring Sealed MIPT x Fipt x MIPT

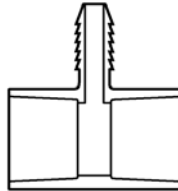


EPDM O-ring Seal on Tee run

451A-010	1	50	0	019	4.27
----------	---	----	---	-----	------

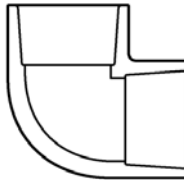
O-ring end MIPT is designed to assemble to corresponding Manifold Tee FIPT Only. Multiple Manifold Tee-to-Manifold Tee assemblies can be made with NO Thread Sealant required. Branch MIPT and Terminal MIPT in manifold assembly can be joined without O-ring to standard FIPT using thread sealant.

Transition Tee for P.E. Hose Laterals Soc x Insert (.580 I.D.)



1102-007	3/4	50	0	040	3.06
1102-130	1X1/2	200	0	040	3.43
1102-248	2X2X3/4	10	0	040	4.83
1102-250	2X1-1/4	10	0	040	4.83

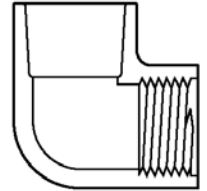
90° EII Soc



406-003	3/8	50	600	040	.52
406-005	1/2	50	400	040	.61
406-007	3/4	50	300	040	.68
406-010	1	50	0	040	1.23
406-012	1-1/4	25	0	040	2.17
406-015	1-1/2	25	0	040	2.34
406-020	2	25	0	040	3.66
406-025	2-1/2	10	0	040	11.14
406-030	3	10	0	040	13.33
406-040	4	8	0	040	23.84
406-045F	4-1/2	1	5	047	169.61
406-050	5	4	0	040	61.60
406-060	6	4	0	040	75.81
406-080	8	2	0	040	195.20
406-100	10	1	1	041	735.22
406-100F	10	1	1	047	392.23
406-120	12	1	1	041	986.07
406-120F	12	1	1	047	641.06
406-140F	14	1	0	047	923.98
406-160F	16	1	0	047	1322.17
406-180F	18	1	0	047	1419.34
406-200F	20	1	0	047	2147.04
406-240F	24	1	0	047	3217.53

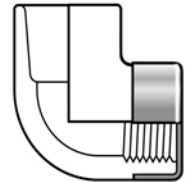
Part Number	Size	Std Pk	Mstr Ctn	Disc Code	Price Each
-------------	------	--------	----------	-----------	------------

90° EII Soc x Fipt



407-005	1/2	50	400	040	.76
407-007	3/4	50	300	040	.87
407-010	1	50	0	040	1.63
407-012	1-1/4	25	0	040	2.73
407-015	1-1/2	25	0	040	3.03
407-020	2	10	0	040	7.83
407-025	2-1/2	10	0	040	19.35
407-030	3	8	0	040	29.01
407-040	4	4	0	040	43.98

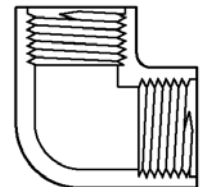
Special Reinforced 90° EII & Reducing 90° EII Soc x SR Fipt - Stainless Steel Collar



407-005SR	1/2	50	400	046	6.79
407-007SR	3/4	75	0	046	8.72
407-010SR	1	50	0	046	8.82
407-131SR	1X3/4	50	0	046	3.74
407-168SR ¹	1-1/4X1	25	0	046	14.77
407-249SR	2X1	10	0	046	16.80
407-251SR	2X1-1/2	10	0	046	17.72

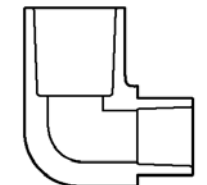
Sized with SR Adapter

90° EII Fipt



408-005	1/2	50	400	040	1.47
408-007	3/4	50	0	040	2.18
408-010	1	50	0	040	4.66
408-012	1-1/4	25	0	040	4.99
408-015	1-1/2	25	0	040	6.31
408-020	2	10	0	040	9.57

Reducing 90° EII Soc



406-053	3/8X1/2	50	0	040	1.79
406-101	3/4X1/2	50	0	040	1.23
D406-101	3/4X1/2	50	0	040	1.49
406-130	1X1/2	50	0	040	1.83



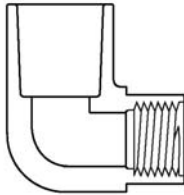
PVC White Schedule 40 Fittings, Unions & Saddles

Part Number	Size	Std Pk	Mstr Ctn	Disc Code	Price Each
-------------	------	--------	----------	-----------	------------

Reducing 90° Ell (continued)

Soc

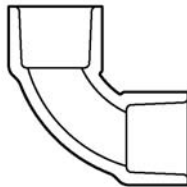
D406-130	1X1/2	50	0	040	2.62
406-131	1X3/4	50	0	040	2.18
406-166	1-1/4X1/2	25	0	040	3.49
D406-166	1-1/4X1/2	25	0	040	4.00
406-167	1-1/4X3/4	25	0	040	3.49
406-168	1-1/4X1	25	0	040	3.49
406-209	1-1/2X1/2	25	0	040	5.51
406-211	1-1/2X1	25	0	040	5.51
406-212	1-1/2X1-1/4	25	0	040	5.51
406-249	2X1	10	0	040	6.79
406-250	2X1-1/4	10	0	040	6.79
406-251	2X1-1/2	10	0	040	9.40
406-251N	2X1-1/2	10	0	015	9.40
406-292	2-1/2X2	10	0	040	11.01
406-292N	2-1/2X2 (2-1/2 Spigot)	10	0	040	11.01



Reducing 90° Ell

Soc x Fipt

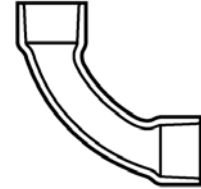
407-053	3/8X1/2	50	600	040	2.09
407-074	1/2X3/4	50	0	040	1.63
407-101	3/4X1/2	50	300	040	.90
407-130	1X1/2	50	0	040	2.51
407-131	1X3/4	50	0	040	2.51
407-168	1-1/4X1	25	0	040	3.66
407-211	1-1/2X1	25	0	040	6.07
407-212	1-1/2X1-1/4	20	0	040	6.32
407-249	2X1	10	0	040	10.51
407-250	2X1-1/4	10	0	040	10.51
407-251	2X1-1/2	10	0	040	10.51



90° Sweep Ell

Soc

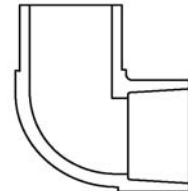
406-005S	1/2	25	300	040	4.67
406-007S	3/4	25	100	040	5.35
406-010S	1	25	0	040	8.76
406-012S	1-1/4	25	0	040	11.55
406-015S	1-1/2	25	0	040	12.48
406-020S	2	25	0	040	15.05



Long Sweep 90° Ell

Soc

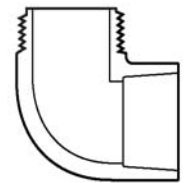
406-025LSF	2-1/2	1	7	047	50.61
406-030LSF	3	1	5	047	71.28
406-040LSF	4	1	4	047	92.80
406-060LSF	6	1	2	047	143.49
406-080LSF	8	1	0	047	285.67



90° Street Ell

Spig x Soc

409-005	1/2	50	400	040	1.72
409-007	3/4	50	0	040	2.12
409-010	1	50	0	040	3.66
409-012	1-1/4	25	0	040	4.38
409-015	1-1/2	25	0	040	4.83
409-020	2	10	0	040	9.32
409-025	2-1/2	10	0	040	16.71
409-030	3	5	0	040	20.63
409-040	4	6	0	040	38.37
409-050	5	2	0	040	91.79
409-060	6	2	0	040	115.99
409-080	8	2	0	040	296.69
409-100	10	1	0	041	1095.47
409-120	12	1	0	041	1213.14
409-140F	14	1	0	047	1276.14
409-160F	16	1	0	047	1340.59
409-180F	18	1	0	047	1677.02
409-200F	20	1	0	047	2385.28
409-240F	24	1	0	047	3688.43



90° Street Ell

Mipt x Soc

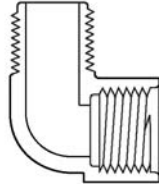
410-005	1/2	50	750	040	1.34
410-007	3/4	50	0	040	1.56
410-010	1	50	0	040	2.62
410-012	1-1/4	25	0	040	3.66
410-015	1-1/2	25	0	040	3.83
410-020	2	10	0	040	9.41
410-030	3	10	0	040	33.63
410-101	3/4X1/2	50	400	040	1.91
410-102	3/4X1	50	0	040	3.24

PVC White Schedule 40 Fittings, Unions & Saddles



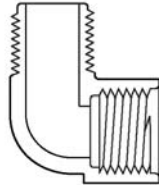
Part Number	Size	Std Pk	Mstr Ctn	Disc Code	Price Each
-------------	------	--------	----------	-----------	------------

90° Street EII Mipt x Fipt



412-005	1/2	50	600	040	1.79
412-007	3/4	50	0	040	2.18
412-010	1	50	0	040	3.76
412-012	1-1/4	25	0	040	4.66
412-015	1-1/2	25	0	040	5.06
412-020	2	10	0	040	9.65
412-030	3	8	0	040	34.48

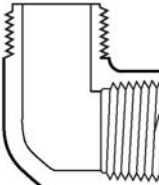
HDPE 90° Street EII Mipt x Fipt



M412-005	1/2	50	450	040	1.66
M412-007	3/4	50	0	040	2.01
M412-010	1	50	0	040	3.51
M412-012	1-1/4	25	0	040	4.63
M412-015	1-1/2	25	0	040	5.24

High Density Polyethylene - Not NSF-listed - Not pressure rated. For use on open ended irrigation systems.

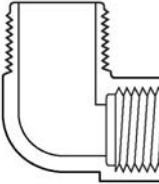
HDPE 90° Street EII Mipt x Fipt (Short Pattern)



MS412-005	1/2	50	700	040	1.49
MS412-007	3/4	50	400	040	1.80
MS412-010	1	50	0	040	3.15

High Density Polyethylene - Not NSF-listed - Not pressure rated. For use on open ended irrigation systems.

HDPE Reducing 90° Street EII Mipt x Fipt (Short Pattern)

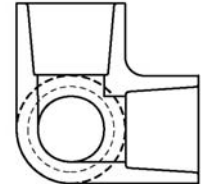


MS412-101	3/4X1/2	50	400	040	2.41
-----------	---------	----	-----	-----	------

High Density Polyethylene - Not NSF-listed - Not pressure rated. For use on open ended irrigation systems.

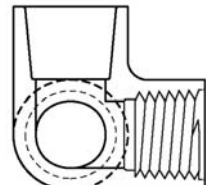
Part Number	Size	Std Pk	Mstr Ctn	Disc Code	Price Each
-------------	------	--------	----------	-----------	------------

Side Outlet EII Soc



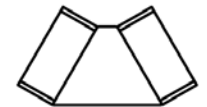
413-005	1/2	50	0	040	3.32
413-007	3/4	50	0	040	4.51
413-010	1	25	0	040	5.78
413-015	1-1/2	10	0	040	6.34
413-020	2	10	0	040	8.80

Side Outlet EII Soc x Fipt



414-005	1/2	50	0	040	3.23
414-007	3/4	50	0	040	4.96
414-101	3/4X1/2	50	0	040	4.18
414-130	1X1/2	50	0	040	5.48

60° EII Soc



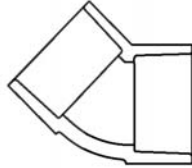
424-005F	1/2	7	0	047	66.38
424-007F	3/4	6	0	047	73.80
424-010F	1	3	0	047	74.95
424-012F	1-1/4	16	0	047	79.91
424-015F	1 1/2	16	0	047	92.21
424-020F	2	1	16	047	121.16
424-025F	2-1/2	10	0	047	132.82
424-030F	3	8	0	047	151.43
424-040F	4	1	4	047	177.79
424-045F	4-1/2	1	4	047	199.16
424-050F	5	1	5	047	204.73
424-060F	6	1	4	047	248.94
424-080F	8	1	2	047	331.04
424-100F	10	1	2	047	679.88
424-120F	12	1	1	047	865.47
424-140F	14	1	0	047	857.74
424-160F	16	1	0	047	1100.70
424-180F	18	1	0	047	1632.11
424-240F	24	1	0	047	2750.99



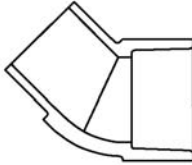
PVC White Schedule 40 Fittings, Unions & Saddles

Part Number	Size	Std Pk	Mstr Ctn	Disc Code	Price Each
-------------	------	--------	----------	-----------	------------

45° Ell Soc



417-005	1/2	50	600	040	1.01
417-007	3/4	50	300	040	1.56
417-010	1	50	0	040	1.88
417-012	1-1/4	25	0	040	2.62
417-015	1-1/2	25	0	040	3.29
417-020	2	25	0	040	4.28
417-025	2-1/2	10	0	040	11.16
417-030	3	10	0	040	17.32
417-040	4	5	0	040	31.05
417-045F	4-1/2	1	15	047	63.79
417-050	5	5	0	040	61.60
417-050F	5	1	2	047	82.65
417-060	6	8	0	040	76.72
417-080	8	3	0	040	184.51
417-080F	8	1	4	047	174.62
417-100	10	1	1	041	480.32
417-100F	10	1	2	047	275.87
417-120	12	1	1	041	711.78
417-120F	12	1	2	047	292.59
417-140F	14	1	0	047	613.77
417-160F	16	1	0	047	811.16
417-180F	18	1	0	047	857.66
417-200F	20	1	0	047	1111.00
417-240F	24	1	0	047	1787.66



45° Street Ell Spigx Soc

427-005	1/2	50	400	040	1.01
427-007	3/4	50	0	040	1.56
427-010	1	50	0	040	1.88
427-012	1-1/4	25	0	040	2.62
427-015	1-1/2	25	0	040	3.29
427-020	2	25	0	040	4.28
427-025	2-1/2	10	0	040	13.95
427-030	3	10	0	040	17.32
427-040	4	5	0	040	31.05
427-050	5	4	0	040	93.36
427-060	6	4	0	040	95.89
427-080	8	2	0	040	230.64
427-100	10	1	0	041	606.88
427-120	12	1	0	041	889.74
427-140F	14	1	0	047	663.09
427-160F	16	1	0	047	901.29

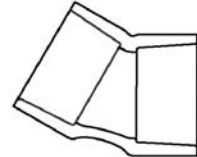
Part Number	Size	Std Pk	Mstr Ctn	Disc Code	Price Each
-------------	------	--------	----------	-----------	------------

45° Street Ell (continued)

Spigx Soc

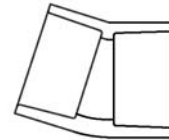
427-180F	18	1	0	047	983.84
427-200F	20	1	0	047	1248.79
427-240F	24	1	0	047	1967.09

30° Ell Soc



415-005F	1/2	25	0	047	20.51
415-007F	3/4	25	0	047	20.64
415-010F	1	25	0	047	22.59
415-012F	1-1/4	15	0	047	24.45
415-015F	1-1/2	25	0	047	24.80
415-020F	2	1	25	047	25.72
415-025F	2-1/2	25	0	047	30.33
415-030F	3	1	20	047	32.44
415-040F	4	1	6	047	39.07
415-045F	4-1/2	1	15	047	61.82
415-050F	5	6	0	047	54.18
415-060F	6	1	10	047	62.77
415-080F	8	1	4	047	106.11
415-100F	10	1	2	047	160.11
415-120F	12	1	1	047	253.29
415-140F	14	1	0	047	398.21
415-160F	16	1	0	047	542.83
415-180F	18	1	0	047	651.90
415-200F	20	1	0	047	805.84
415-240F	24	1	0	047	1605.07

22-1/2° Ell Soc



416-005	1/2	20	240	040	1.43
416-007	3/4	20	240	040	2.23
416-010	1	20	160	040	2.67
416-012	1-1/4	20	0	040	3.73
416-015	1-1/2	20	0	040	4.68
416-020	2	20	0	040	6.13
416-025	2-1/2	5	0	040	15.93
416-025F	2-1/2	25	0	047	30.33
416-030	3	5	0	040	24.71
416-040	4	4	0	040	44.38
416-045F	4-1/2	1	15	047	61.82
416-050F	5	1	10	047	54.18
416-060	6	4	0	040	109.57
416-060F	6	1	5	047	62.77
416-080	8	4	0	040	263.59

PVC White Schedule 40 Fittings, Unions & Saddles



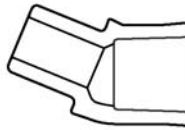
Part Number	Size	Std Pk	Mstr Ctn	Disc Code	Price Each
-------------	------	--------	----------	-----------	------------

22-1/2° EII (continued)

Soc


416-080F	8	1	4	047	106.11
416-100F	10	1	1	047	160.11
416-120F	12	1	1	047	253.29
416-140F	14	1	0	047	398.21
416-160F	16	1	0	047	542.83
416-180F	18	1	0	047	651.90
416-200F	20	1	0	047	805.84
416-240F	24	1	0	047	1605.07

22-1/2° Street EII Spig x Soc



442-005	1/2	50	400	040	1.43
442-007	3/4	50	0	040	2.23
442-010	1	50	0	040	2.67
442-012	1-1/4	20	0	040	3.73
442-015	1-1/2	25	0	040	4.68
442-020	2	20	0	040	6.13
442-025F	2-1/2	1	18	047	34.70
442-030	3	5	0	040	35.80
442-040	4	4	0	040	55.24
442-060	6	4	0	040	136.38
442-060F	6	1	5	047	80.48
442-080	8	1	4	040	328.04
442-080F	8	1	4	047	121.22
442-100F	10	1	1	047	187.60
442-120F	12	1	1	047	281.59

15° EII Soc



418-005F	1/2	25	0	047	20.51
418-007F	3/4	23	0	047	20.64
418-010F	1	20	0	047	22.59
418-012F	1-1/4	15	0	047	24.45
418-015F	1-1/2	25	0	047	24.80
418-020F	2	25	0	047	25.72
418-025F	2-1/2	18	0	047	30.33
418-030F	3	1	35	047	32.44
418-040F	4	1	20	047	39.07
418-045F	4-1/2	1	15	047	61.82
418-050F	5	1	15	047	54.18
418-060F	6	1	10	047	62.77
418-080F	8	1	4	047	106.11
418-100F	10	1	2	047	160.11
418-120F	12	1	2	047	253.29

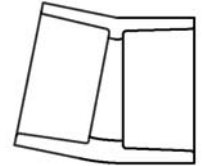
Part Number	Size	Std Pk	Mstr Ctn	Disc Code	Price Each
-------------	------	--------	----------	-----------	------------

15° EII (continued)

Soc

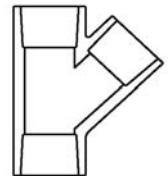
418-140F	14	1	0	047	398.21
418-160F	16	1	0	047	542.83
418-180F	18	1	0	047	651.90
418-200F	20	1	0	047	805.84
418-240F	24	1	0	047	1605.07

11-1/4° EII Soc



411-005F	1/2	52	0	047	20.51
411-007F	3/4	52	0	047	20.64
411-010F	1	52	0	047	22.59
411-012F	1-1/4	25	0	047	24.45
411-015	1-1/2	25	0	040	5.29
411-015F	1-1/2	25	0	047	24.80
411-020	2	10	0	040	6.13
411-025F	2-1/2	1	25	047	30.33
411-030	3	10	0	040	24.71
411-040	4	4	0	040	44.38
411-045F	4-1/2	1	15	047	61.82
411-050F	5	1	15	047	54.18
411-060F	6	1	10	047	62.77
411-080F	8	1	4	047	106.11
411-100F	10	1	2	047	160.11
411-120F	12	1	2	047	253.29
411-140F	14	1	0	047	398.21
411-160F	16	1	0	047	542.83
411-180F	18	1	0	047	651.90
411-200F	20	1	0	047	805.84
411-240F	24	1	0	047	1605.07

Wye Soc



1/2" - 2" - 235 psi Maximum Internal Pressure Rating @ 73°F (23°C)
 2-1/2" - 6" - 150 psi Maximum Internal Pressure Rating @ 73°F (23°C)
 8" - Larger & All Fabricated Sizes- 100 psi Maximum Internal Pressure Rating @ 73°F (23°C)

475-005	1/2	25	100	040	2.62
475-007	3/4	20	0	040	4.11
475-010	1	20	0	040	5.76
475-012	1-1/4	20	0	040	8.85
475-015	1-1/2	20	0	040	11.35
475-020	2	10	0	040	34.06



PVC White Schedule 40 Fittings, Unions & Saddles

Part Number	Size	Std Pk	Mstr Ctn	Disc Code	Price Each
-------------	------	--------	----------	-----------	------------

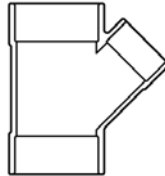
Wye (continued)

Soc

475-025 ¹	2-1/2	4	0	040	77.86
475-030	3	5	0	040	57.38
475-040	4	4	0	040	108.22
475-050F	5	1	3	047	422.33
475-060	6	3	0	040	228.97
475-080	8	1	0	040	368.29
475-100	10	1	0	041	1220.34
475-100F [*]	10	1	0	047	1024.01
475-120	12	1	0	041	1803.12
475-120F [*]	12	1	0	047	1392.05
475-140F [*]	14	1	0	047	1972.18
475-160F [*]	16	1	0	047	2549.28
475-180F [*]	18	1	0	047	3263.97
475-200F [*]	20	1	0	047	3858.94
475-240F [*]	24	1	0	047	4799.28

¹ Sized with Bushing

* An asterisk (*) appearing after a fabricated fitting part number indicates the item is fiberglass reinforced.



Reducing Wye Soc

1/2" - 2" - 235 psi Maximum Internal Pressure Rating @ 73°F (23°C)
 2-1/2" - 6" - 150 psi Maximum Internal Pressure Rating @ 73°F (23°C)
 8" - Larger & All Fabricated Sizes - 100 psi Maximum Internal Pressure Rating @ 73°F (23°C)

475-101 ¹	3/4X1/2	20	0	040	8.11
475-130 ¹	1X1/2	20	0	040	10.32
475-131 ¹	1X3/4	20	0	040	10.32
475-166 ¹	1-1/4X1/2	20	0	040	13.88
475-167 ¹	1-1/4X3/4	20	0	040	13.88
475-168 ¹	1-1/4X1	20	0	040	13.88
475-209 ¹	1-1/2X1/2	20	0	040	16.52
475-210 ¹	1-1/2X3/4	20	0	040	16.52
475-211 ¹	1-1/2X1	20	0	040	16.52
475-212 ¹	1-1/2X1-1/4	20	0	040	16.52
475-247 ¹	2X1/2	10	0	040	37.53
475-248 ¹	2X3/4	10	0	040	37.53
475-249 ¹	2X1	10	0	040	37.53
475-250 ¹	2X1-1/4	10	0	040	37.53
475-251 ¹	2X1-1/2	10	0	040	37.53
475-292 ¹	2-1/2X2	4	0	040	83.63
475-334 ¹	3X3/4	5	0	040	65.17
475-335 ¹	3X1	5	0	040	65.17
475-336 ¹	3X1-1/4	5	0	040	65.17

Part Number	Size	Std Pk	Mstr Ctn	Disc Code	Price Each
-------------	------	--------	----------	-----------	------------

Reducing Wye (continued)

Soc

475-337 ¹	3X1-1/2	5	0	040	65.17
475-338 ¹	3X2	5	0	040	65.17
475-339 ¹	3X2-1/2	5	0	040	65.17
475-420	4X2	4	0	040	125.19
475-421 ¹	4X2-1/2	4	0	040	125.19
475-422 ¹	4X3	4	0	040	125.19
475-488F [*]	5X3	1	4	047	335.91
475-490F [*]	5X4	1	4	047	349.79
475-528 ¹	6X2	4	0	040	270.21
475-529 ¹	6X2-1/2	5	0	040	270.21
475-530 ¹	6X3	5	0	040	270.21
475-532 ¹	6X4	5	0	040	294.40
475-578F [*]	8X2	1	2	047	505.60
475-579F [*]	8X2-1/2	1	1	047	536.53
475-580F [*]	8X3	1	2	047	549.34
475-582F [*]	8X4	1	2	047	566.63
475-585F [*]	8X6	1	1	047	583.80
475-621F [*]	10X2	1	1	047	607.78
475-622F [*]	10X2-1/2	1	1	047	618.23
475-623F [*]	10X3	1	1	047	651.23
475-624F [*]	10X4	1	1	047	689.16
475-626	10X6	1	0	041	1045.80
475-626F [*]	10X6	1	1	047	760.96
475-628	10X8	1	0	041	1162.00
475-628F [*]	10X8	1	0	047	814.24
475-661F [*]	12X2	1	1	047	825.00
475-663F [*]	12X3	1	0	047	844.68
475-664F [*]	12X4	1	1	047	884.02
475-666F [*]	12X6	1	1	047	888.27
475-668F [*]	12X8	1	0	047	1030.11
475-670F [*]	12X10	1	0	047	1177.81
475-691F [*]	14X2	1	0	047	980.73
475-693F [*]	14X3	1	0	047	1061.49
475-694F [*]	14X4	1	0	047	1113.22
475-696F [*]	14X6	1	0	047	1254.21
475-698F [*]	14X8	1	0	047	1437.11
475-700F [*]	14X10	1	0	047	1605.33
475-702F [*]	14X12	1	0	047	1798.59
475-751F [*]	16X2	1	0	047	1139.44
475-753F [*]	16X3	1	0	047	1231.76
475-754F [*]	16X4	1	0	047	1280.95
475-756F [*]	16X6	1	0	047	1441.48
475-758F [*]	16X8	1	0	047	1641.59
475-760F [*]	16X10	1	0	047	1827.06
475-762F [*]	16X12	1	0	047	2036.00
475-764F [*]	16X14	1	0	047	2304.46
475-781F [*]	18X2	1	0	047	1243.24
475-783F [*]	18X3	1	0	047	1300.14
475-784F [*]	18X4	1	0	047	1319.45
475-786F [*]	18X6	1	0	047	2527.98
475-788F [*]	18X8	1	0	047	1886.68

PVC White Schedule 40 Fittings, Unions & Saddles



Part Number	Size	Std Pk	Mstr Ctn	Disc Code	Price Each
-------------	------	--------	----------	-----------	------------

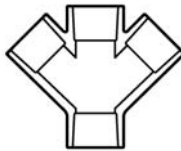
Reducing Wye (continued)

Soc

475-790F ¹	18X10	1	0	047	2098.55
475-792F ¹	18X12	1	0	047	2434.51
475-794F ¹	18X14	1	0	047	2672.95
475-796F ¹	18X16	0	0	047	2803.29
475-811F ¹	20X2	1	0	047	1307.29
475-813F ¹	20X3	1	0	047	1416.66
475-814F ¹	20X4	1	0	047	1435.01
475-818F ¹	20X8	1	0	047	1976.19
475-816F ¹	20X6	1	0	047	1461.94
475-820F ¹	20X10	1	0	047	2196.94
475-822F ¹	20X12	1	0	047	2647.65
475-824F ¹	20X14	1	0	047	2963.04
475-826F ¹	20X16	0	0	047	3284.22
475-828F ¹	20X18	0	0	047	3525.34
475-901F ¹	24X2	1	0	047	1650.17
475-903F ¹	24X3	1	0	047	1686.47
475-904F ¹	24X4	1	0	047	1732.95
475-906F ¹	24X6	1	0	047	3050.17
475-908F ¹	24X8	1	0	047	3327.26
475-910F ¹	24X10	1	0	047	3362.41
475-912F ¹	24X12	1	0	047	3559.23
475-914F ¹	24X14	1	0	047	3681.35
475-916F ¹	24X16	1	0	047	3855.27
475-918F ¹	24X18	0	0	047	4191.13
475-920F ¹	24X20	0	0	047	4581.26

¹ Sized with Bushing

* An asterisk (*) appearing after a fabricated fitting part number indicates the item is fiberglass reinforced.



Double Wye Soc

100 psi Maximum Internal Pressure Rating @ 73°F (23°C)

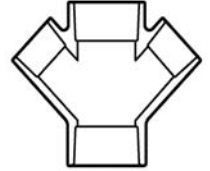
476-020F ¹	2	1	4	047	264.51
476-030F ¹	3	1	3	047	435.67
476-040F ¹	4	1	2	047	485.30
476-060F ¹	6	1	1	047	552.67
476-080F ¹	8	1	0	047	673.06
476-100F ¹	10	1	0	047	1234.20
476-120F ¹	12	1	0	047	1469.34

* An asterisk (*) appearing after a fabricated fitting part number indicates the item is fiberglass reinforced.

For larger sizes please contact your Regional Spears® Distribution Center.

Part Number	Size	Std Pk	Mstr Ctn	Disc Code	Price Each
-------------	------	--------	----------	-----------	------------

Reducing Double Wye Soc



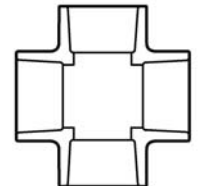
Size 3" is 150 psi, all Fabricated Sizes- 100 psi Maximum Internal Pressure Rating @ 73°F (23°C)

476-338	3X2	5	0	040	95.65
476-420F ¹	4X2	1	4	047	429.64
476-421F ¹	4X2-1/2	1	2	047	448.26
476-422F ¹	4X3	1	3	047	440.82
476-528F ¹	6X2	1	2	047	432.64
476-529F ¹	6X2-1/2	1	2	047	471.00
476-530F ¹	6X3	1	2	047	489.51
476-532F ¹	6X4	1	1	047	497.16
476-578F ¹	8X2	1	2	047	527.80
476-579F ¹	8X2-1/2	1	2	047	548.79
476-580F ¹	8X3	1	1	047	590.56
476-582F ¹	8X4	1	1	047	598.16
476-585F ¹	8X6	1	1	047	627.09
476-621F ¹	10X2	1	0	047	786.37
476-622F ¹	10X2-1/2	1	0	047	833.16
476-623F ¹	10X3	1	0	047	857.05
476-624F ¹	10X4	1	0	047	941.69
476-626F ¹	10X6	1	1	047	1056.29
476-628F ¹	10X8	1	0	047	1101.49
476-661F ¹	12X2	1	0	047	1121.91
476-662F ¹	12X2 1/2	1	0	047	1134.65
476-663F ¹	12X3	1	0	047	1195.55
476-664F ¹	12X4	1	1	047	1218.90
476-666F ¹	12X6	1	0	047	1288.06
476-668F ¹	12X8	1	0	047	1321.10
476-670F ¹	12X10	1	0	047	1399.57

* An asterisk (*) appearing after a fabricated fitting part number indicates the item is fiberglass reinforced.

For larger sizes please contact your Regional Spears® Distribution Center.

Cross Soc



420-005	1/2	50	0	040	2.34
420-007	3/4	50	0	040	3.88
420-010	1	50	0	040	4.83
420-012	1-1/4	25	0	040	6.38
420-015	1-1/2	25	0	040	7.24
420-020	2	10	0	040	10.67
420-025	2-1/2	10	0	040	22.63
420-030	3	5	0	040	27.76



PVC White Schedule 40 Fittings, Unions & Saddles

Part Number	Size	Std Pk	Mstr Ctn	Disc Code	Price Each
-------------	------	--------	----------	-----------	------------

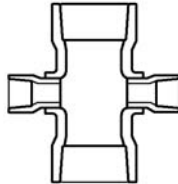
Cross (continued)

Soc

420-040	4	4	0	040	41.12
420-050F	5	1	3	047	587.38
420-060F	6	1	1	047	579.04
420-080F	8	1	1	047	745.86
420-100F	10	1	0	047	902.73
420-120F	12	1	0	047	1272.17
420-140F	14	1	0	047	2262.14
420-160F	16	1	0	047	2867.77
420-180F	18	1	0	047	3263.39
420-200F	20	1	0	047	4867.67
420-240F	24	1	0	047	7099.56

Reducing Cross

Soc



420-101 ¹	3/4X1/2	50	0	040	9.01
420-130 ¹	1X1/2	25	0	040	10.57
420-131 ¹	1X3/4	50	0	040	10.57
420-166 ¹	1-1/4X1/2	4	0	040	12.95
420-167 ¹	1-1/4X3/4	25	0	040	12.95
420-168 ¹	1-1/4X1	4	32	040	12.95
420-209 ¹	1-1/2X1/2	20	0	040	14.01
420-210 ¹	1-1/2X3/4	4	0	040	14.01
420-211 ¹	1-1/2X1	4	0	040	14.01
420-212 ¹	1-1/2X1-1/4	4	0	040	14.01
420-247 ¹	2X1/2	4	0	040	16.46
420-248 ¹	2X3/4	10	0	040	16.46
420-249	2X1	25	0	040	16.15
420-250 ¹	2X1-1/4	10	0	040	16.46
420-251 ¹	2X1-1/2	10	0	040	16.46
420-287 ¹	2-1/2X1/2	4	0	040	31.95
420-288 ¹	2-1/2X3/4	4	0	040	31.95
420-289 ¹	2-1/2X1	10	0	040	31.95
420-290 ¹	2-1/2X1-1/4	5	0	040	31.95
420-291 ¹	2-1/2X1-1/2	10	0	040	31.95
420-292 ¹	2-1/2X2	10	0	040	31.95
420-334 ¹	3X3/4	5	0	040	41.52
420-335 ¹	3X1	5	0	040	41.52
420-336 ¹	3X1-1/4	4	0	040	41.52
420-337 ¹	3X1-1/2	5	0	040	41.52
420-338 ¹	3X2	5	0	040	41.52
420-339 ¹	3X2-1/2	4	0	040	41.52
420-420 ¹	4X2	3	0	040	71.46
420-421 ¹	4X2-1/2	3	0	040	71.46
420-422 ¹	4X3	3	0	040	71.46
420-528F	6X2	1	2	047	382.60
420-529F	6X2 1/2	1	2	047	391.24
420-530F	6X3	1	2	047	397.94
420-532F	6X4	1	2	047	456.89

Part Number	Size	Std Pk	Mstr Ctn	Disc Code	Price Each
-------------	------	--------	----------	-----------	------------

Reducing Cross (continued)

Soc

420-578F	8X2	1	2	047	501.24
420-579F	8X2 1/2	1	1	047	515.27
420-580F	8X3	1	1	047	522.14
420-582F	8X4	1	1	047	548.69
420-585F	8X6	1	1	047	624.65
420-621F	10X2	1	1	047	633.41
420-622F	10X2-1/2	1	1	047	648.74
420-623F	10X3	1	1	047	682.76
420-624F	10X4	1	1	047	707.54
420-626F	10X6	1	1	047	758.39
420-628F	10X8	1	1	047	805.81
420-661F	12X2	1	1	047	711.98
420-662F	12X2-1/2	1	1	047	737.91
420-663F	12X3	1	1	047	764.04
420-664F	12X4	1	0	047	800.37
420-666F	12X6	1	0	047	841.74
420-668F	12X8	1	0	047	908.09
420-670F	12X10	1	1	047	1034.82
420-691F	14X2	1	0	047	984.19
420-693F	14X3	1	0	047	1055.11
420-694F	14X4	1	0	047	1078.01
420-696F	14X6	1	0	047	1265.17
420-698F	14X8	1	0	047	1408.80
420-700F	14X10	1	0	047	1601.17
420-702F	14X12	1	0	047	1818.74
420-751F	16X2	1	0	047	1202.68
420-753F	16X3	1	0	047	1293.55
420-754F	16X4	1	0	047	1336.87
420-756F	16X6	1	0	047	1446.09
420-758F	16X8	1	0	047	1693.87
420-760F	16X10	1	0	047	1825.47
420-762F	16X12	1	0	047	2059.96
420-764F	16X14	1	0	047	2279.30
420-781F	18X2	1	0	047	1352.22
420-783F	18X3	1	0	047	1433.55
420-784F	18X4	1	0	047	1448.20
420-786F	18X6	1	0	047	1547.49
420-788F	18X8	1	0	047	1795.87
420-790F	18X10	1	0	047	2283.74
420-792F	18X12	1	0	047	2452.50
420-794F	18X14	1	0	047	2837.38
420-796F	18X16	1	0	047	2922.89
420-811F	20X2	1	0	047	1430.62
420-813F	20X3	1	0	047	1527.09
420-814F	20X4	1	0	047	1616.87
420-816F	20X6	1	0	047	1730.61
420-818F	20X8	1	0	047	1894.84
420-820F	20X10	1	0	047	3228.04
420-822F	20X12	1	0	047	3418.07
420-824F	20X14	1	0	047	3624.12
420-826F	20X16	1	0	047	4228.41

PVC White Schedule 40 Fittings, Unions & Saddles



Part Number	Size	Std Pk	Mstr Ctn	Disc Code	Price Each
-------------	------	--------	----------	-----------	------------

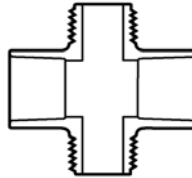
Reducing Cross (continued)

Soc

420-828F	20X18	1	0	047	4715.82
420-901F	24X2	1	0	047	2383.56
420-903F	24X3	1	0	047	2454.54
420-904F	24X4	1	0	047	2537.45
420-906F	24X6	1	0	047	2682.41
420-908F	24X8	1	0	047	2887.73
420-910F	24X10	1	0	047	4145.81
420-912F	24X12	1	0	047	4227.22
420-914F	24X14	1	0	047	4374.46
420-916F	24X16	1	0	047	5420.69
420-918F	24X18	1	0	047	5960.64
420-920F	24X20	1	0	047	6929.82

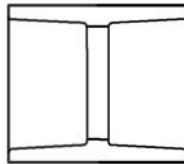
¹Outlet sized with Bushing

Cross Soc x Mipt



421A-010	1	50	0	040	5.68
----------	---	----	---	-----	------

Coupling Soc



429-003	3/8	50	300	040	.37
429-005	1/2	50	600	040	.40
429-005N	1/2	50	300	040	.40
429-007	3/4	50	400	040	.55
429-007N	3/4	50	400	040	.55
429-010	1	50	0	040	.97
429-010N	1	50	0	040	.97
429-012	1-1/4	25	150	040	1.34
429-015	1-1/2	25	0	040	1.43
429-020	2	25	0	040	2.18
429-025	2-1/2	12	0	040	4.83
429-030	3	10	0	040	7.56
429-040	4	6	0	040	10.94
429-045F	4-1/2	1	10	047	48.69
429-050	5	5	0	040	20.03
429-060	6	5	0	040	34.59
429-080	8	8	0	040	64.59
429-100	10	1	1	041	188.24
429-100F	10	1	0	047	117.79
429-120	12	1	1	041	375.05
429-120F	12	1	0	047	125.39
429-140	14	1	0	041	548.37
429-140F	14	1	0	047	203.61
429-160F	16	1	0	047	227.10

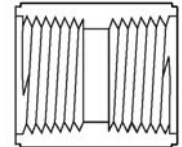
Part Number	Size	Std Pk	Mstr Ctn	Disc Code	Price Each
-------------	------	--------	----------	-----------	------------

Coupling (continued)

Soc

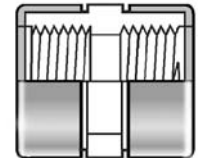
429-180F	18	1	0	047	387.28
429-200F	20	1	0	047	675.61
429-240F	24	1	0	047	938.29

Coupling Fipt



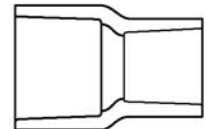
430-005	1/2	50	600	040	.77
430-005G	1/2	50	300	043	.87
430-007	3/4	50	400	040	1.43
430-010	1	50	0	040	1.88
430-012	1-1/4	10	120	040	6.33

Special Reinforced Coupling SR Fipt - Stainless Steel Collar



430-005SR	1/2	25	300	046	3.51
430-007SR	3/4	25	300	046	4.99
430-010SR	1	25	200	046	5.33
430-012SR	1-1/4	10	120	046	6.64
430-015SR	1-1/2	10	60	046	14.70
430-020SR	2	10	0	046	15.41

Reducer Coupling Soc



429-101	3/4X1/2	50	200	040	1.01
429-130 ¹	1X1/2	25	200	040	2.40
429-131	1X3/4	50	0	040	1.72
429-166 ¹	1-1/4X1/2	25	0	040	4.54
429-167 ¹	1-1/4X3/4	8	48	040	4.54
429-168	1-1/4X1	25	0	040	2.89
429-209 ¹	1-1/2X1/2	8	64	040	3.78
429-210	1-1/2X3/4	25	0	040	3.06
429-211	1-1/2X1	25	0	040	4.73
429-212	1-1/2X1-1/4	25	0	040	3.06
429-247 ¹	2X1/2	10	0	040	6.67
429-248 ¹	2X3/4	10	0	040	6.67
429-249 ¹	2X1	25	0	040	6.46
429-250 ¹	2X1-1/4	10	0	040	6.67
429-251	2X1-1/2	10	40	040	4.88
429-291 ¹	2-1/2X1-1/2	10	0	040	13.04
429-292	2-1/2X2	10	0	040	10.04



PVC White Schedule 40 Fittings, Unions & Saddles

Part Number	Size	Std Pk	Mstr Ctn	Disc Code	Price Each
-------------	------	--------	----------	-----------	------------

Reducer Coupling (continued)

Soc

429-335 ¹	3X1	10	0	040	29.56
429-337 ¹	3X1-1/2	8	0	040	29.56
429-338	3X2	8	0	040	26.24
429-339 ¹	3X2-1/2	8	0	040	22.27
429-416 ¹	4X3/4	10	0	040	34.32
429-417 ¹	4X1	8	0	040	54.50
429-420	4X2	4	0	040	31.78
429-421 ¹	4X2-1/2	6	0	040	40.03
429-422	4X3	4	0	040	32.78
429-460F	4-1/2X4	1	4	047	52.27
429-486F	5X2	1	24	047	115.88
429-487F	5X2-1/2	1	10	047	100.24
429-488F	5X3	1	6	047	89.20
429-490F	5X4	1	6	047	57.60
429-491F	5X4-1/2	1	15	047	55.27
429-528F	6X2	1	4	047	85.36
429-530F	6X3	1	15	047	74.84
429-532	6X4	1	4	040	43.26
429-533F	6X5	1	15	047	65.99
429-534F	6X4-1/2	1	15	047	79.74
429-578F	8X2	1	4	047	190.02
429-580F	8X3	1	4	047	170.02
429-582	8X4	1	2	040	100.32
429-583F	8X5	1	4	047	128.33
429-585	8X6	1	2	040	110.79
429-621F	10X2	1	2	047	270.93
429-623F	10X3	1	2	047	240.71
429-624	10X4	1	2	041	531.37
429-624F	10X4	1	2	047	201.24
429-626	10X6	1	1	041	531.37
429-626F	10X6	1	4	047	187.54
429-628	10X8	1	1	041	531.37
429-628F	10X8	1	2	047	131.26
429-664F	12X4	1	2	047	358.05
429-666	12X6	1	0	041	605.02
429-666F	12X6	1	2	047	329.91
429-668	12X8	1	1	041	605.02
429-668F	12X8	1	0	047	319.89
429-670F	12X10	1	0	047	191.07
429-693F	14X3	1	0	047	680.64
429-694F	14X4	1	0	047	596.57
429-696F	14X6	1	0	047	541.90
429-698F	14X8	1	0	047	537.01
429-700F	14X10	1	0	047	424.94
429-702F	14X12	1	0	047	320.05
429-751F	16X2	1	0	047	752.53
429-754F	16X4	1	0	047	698.24
429-756F	16X6	1	0	047	691.36
429-758F	16X8	1	0	047	531.04
429-760F	16X10	1	0	047	492.45

Part Number	Size	Std Pk	Mstr Ctn	Disc Code	Price Each
-------------	------	--------	----------	-----------	------------

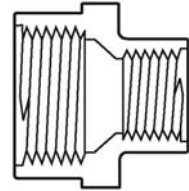
Reducer Coupling (continued)

Soc

429-762F	16X12	1	0	047	402.82
429-764F	16X14	1	0	047	384.10
429-786F	18X6	1	0	047	1014.01
429-788F	18X8	1	0	047	950.16
429-790F	18X10	1	0	047	849.72
429-792F	18X12	1	0	047	675.97
429-794F	18X14	1	0	047	627.38
429-796F	18X16	1	0	047	567.98
429-814F	20X4	1	0	047	1632.63
429-816F	20X6	1	0	047	1358.83
429-818F	20X8	1	0	047	1334.67
429-820F	20X10	1	0	047	1283.36
429-822F	20X12	1	0	047	1234.27
429-824F	20X14	1	0	047	1156.86
429-826F	20X16	1	0	047	1060.22
429-828F	20X18	1	0	047	964.03
429-906F	24X6	1	0	047	2419.39
429-908F	24X8	1	0	047	2226.02
429-910F	24X10	1	0	047	2030.44
429-912F	24X12	1	0	047	1998.45
429-914F	24X14	1	0	047	1921.48
429-916F	24X16	1	0	047	1847.93
429-918F	24X18	1	0	047	1636.35
429-920F	24X20	1	0	047	1471.95

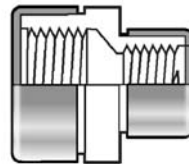
¹Outlet sized with Bushing

Reducer Coupling Fipt



430-101	3/4X1/2	50	200	040	1.85
---------	---------	----	-----	-----	------

Special Reinforced Reducer Coupling SR Fipt - Stainless Steel Collar



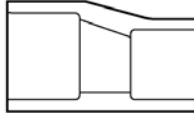
430-101SR	3/4X1/2	50	200	046	7.56
-----------	---------	----	-----	-----	------

PVC White Schedule 40 Fittings, Unions & Saddles



Part Number	Size	Std Pk	Mstr Ctn	Disc Code	Price Each
-------------	------	--------	----------	-----------	------------

Eccentric Reducer Coupling Soc



429-131FE	1X3/4	1	15	047	28.06
429-168FE	1-1/4X1	1	12	047	25.47
429-212FE	1-1/2X1-1/4	1	25	047	26.39
429-249FE	2X1	1	25	047	41.39
429-250FE	2X1-1/4	1	25	047	36.27
429-251FE	2X1-1/2	1	20	047	35.05
429-290FE ²	2-1/2X1-1/4	1	25	047	53.40
429-291FE ²	2-1/2X1-1/2	1	10	047	53.33
429-292FE	2-1/2X2	1	10	047	41.44
429-335FE ³	3X1	1	10	047	57.74
429-336FE ²	3X1-1/4	1	10	047	56.43
429-337FE ²	3X1-1/2	1	10	047	52.11
429-338FE	3X2	1	20	047	31.95
429-339FE	3X2-1/2	1	24	047	30.36
429-417FE ³	4X1	1	4	047	87.49
429-418FE ³	4X1-1/4	1	12	047	84.51
429-419FE ³	4X1-1/2	1	10	047	80.67
429-420E	4X2	15	0	040	48.29
429-420FE ²	4X2	1	6	047	43.39
429-421FE ²	4X2-1/2	1	5	047	42.68
429-422FE	4X3	1	10	047	40.10
429-490FE	5X4	1	6	047	64.85
429-528FE ²	6X2	1	4	047	141.10
429-529FE ³	6X2-1/2	1	4	047	128.80
429-530FE ²	6X3	1	6	047	90.21
429-532E	6X4	10	0	040	57.50
429-532FE	6X4	1	6	047	45.11
429-533FE	6X5	1	10	047	44.71
429-578FE ⁴	8X2	1	3	047	197.55
429-580FE ³	8X3	1	2	047	186.07
429-582FE ²	8X4	1	2	047	92.91
429-583FE ²	8X5	1	2	047	88.02
429-585FE	8X6	1	4	047	75.11
429-624FE ²	10X4	1	2	047	212.45
429-626FE	10X6	1	2	047	195.34
429-628FE	10X8	1	2	047	184.17
429-664FE ³	12X4	1	0	047	396.38
429-666FE ²	12X6	1	0	047	325.70
429-668FE ²	12X8	1	0	047	215.98
429-670FE	12X10	1	0	047	187.26
429-696FE ²	14X6	1	0	047	661.64
429-698FE ²	14X8	1	0	047	541.99
429-700FE	14X10	1	0	047	492.01
429-702FE	14X12	1	0	047	271.20
429-756FE ³	16X6	1	0	047	645.40
429-758FE ³	16X8	1	0	047	538.61
429-760FE ²	16X10	1	0	047	484.61

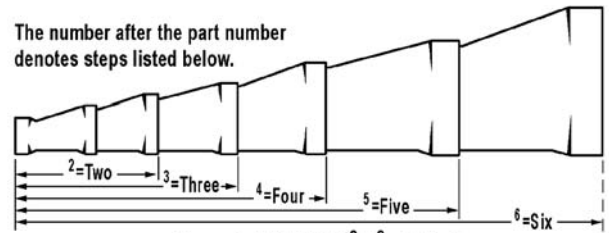
Part Number	Size	Std Pk	Mstr Ctn	Disc Code	Price Each
-------------	------	--------	----------	-----------	------------

Eccentric Reducer Coupling (continued) Soc

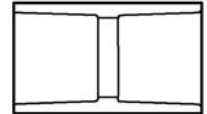
429-762FE ¹	16X12	1	0	047	454.50
429-764FE	16X14	1	0	047	426.20
429-786FE ⁴	18X6	1	0	047	1020.39
429-788FE ⁴	18X8	1	0	047	1005.85
429-790FE ³	18X10	1	0	047	898.80
429-792FE ²	18X12	1	0	047	811.16
429-794FE ²	18X14	1	0	047	717.18
429-796FE	18X16	1	0	047	578.53

Eccentric Reducer Coupling Footnotes Multi-Step Configurations

The number after the part number denotes steps listed below.

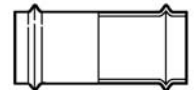


Deep Socket Coupling Soc



479-005N	1/2	50	400	040	.78
479-007	3/4	50	0	040	1.89
479-010	1	50	0	040	2.70
479-015	1-1/2	50	0	040	3.73
479-020	2	60	0	040	6.18
479-025	2-1/2	25	0	040	7.95
479-030	3	15	0	040	11.98
479-040	4	8	0	040	24.06
479-050F	5	1	4	047	81.28

Fabricated Repair Coupling Gasket x Gasket



428-020F	2	1	10	047	59.19
428-030F	3	1	8	047	76.69
428-040F	4	1	4	047	88.81
428-060F	6	1	3	047	120.38
428-080F	8	1	2	047	165.09
428-100F	10	1	0	047	247.32
428-120F	12	1	0	047	322.02



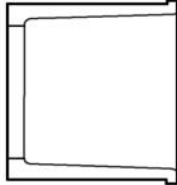
PVC White Schedule 40 Fittings, Unions & Saddles

Part Number	Size	Std Pk	Mstr Ctn	Disc Code	Price Each
-------------	------	--------	----------	-----------	------------

Fabricated Repair Coupling (continued)

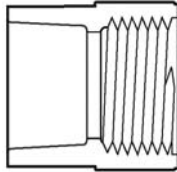
Gasket x Gasket

428-140F	14	1	0	047	630.19
428-160F	16	1	0	047	881.86
428-180F	18	1	0	047	1357.32
428-200F	20	1	0	047	1620.03
428-240F	24	1	0	047	2261.65



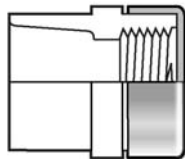
IPS to PIP Adapter Spig x Soc

431-060	6	5	0	040	26.29
431-080	8	10	0	040	32.39
431-100F	10	1	10	047	44.24
431-120F	12	1	8	047	67.55



Female Adapter Soc x Fipt

435-003	3/8	50	600	040	2.24
435-005	1/2	50	600	040	.68
D435-005	1/2	50	400	040	1.00
435-007	3/4	50	400	040	.87
D435-007	3/4	50	0	040	1.34
435-010	1	50	0	040	1.01
435-012	1-1/4	25	0	040	1.56
435-015	1-1/2	25	0	040	1.79
435-020	2	10	80	040	2.40
435-025	2-1/2	10	0	040	6.07
435-030	3	10	0	040	8.17
435-040	4	6	0	040	13.54
435-050	5	5	0	040	35.06
435-060	6	5	0	040	49.82
435-080	8	2	0	040	93.94
435-100F	10	1	2	047	176.46
435-120F	12	1	1	047	262.93



Special Reinforced Female Adapter Soc x SR Fipt - Stainless Steel Collar

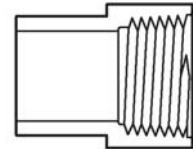
435-002SR	1/4	25	450	046	5.31
435-003SR	3/8	25	300	046	5.31
435-005SR	1/2	25	300	046	2.95
435-007SR	3/4	25	300	046	4.29

Part Number	Size	Std Pk	Mstr Ctn	Disc Code	Price Each
-------------	------	--------	----------	-----------	------------

Special Reinforced Female Adapter (continued)

Soc x SR Fipt - Stainless Steel Collar

435-010SR	1	25	200	046	6.38
435-012SR	1-1/4	10	60	046	10.32
435-015SR	1-1/2	10	80	046	12.70
435-020SR	2	10	0	046	22.15
435-025SR	2-1/2	5	0	046	34.95
435-030SR	3	10	0	046	39.38
435-040SR	4	5	0	046	67.68

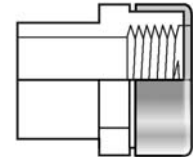


Spigot Female Adapter Spig x Fipt

478-005	1/2	50	600	040	.77
478-007	3/4	25	300	040	.90
478-010	1	50	0	040	1.44
478-012	1-1/4	25	0	040	2.01
478-015	1-1/2	20	0	040	2.49
478-020	2	20	0	040	3.66
478-030	3	10	0	040	12.40
478-040	4	5	0	040	20.59

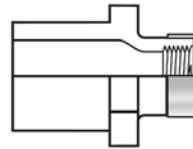
Special Reinforced Spigot Female Adapter Spig x SR Fipt - Stainless Steel Collar

478-005SR	1/2	50	600	046	3.88
478-007SR	3/4	25	300	046	4.57
478-010SR	1	50	0	046	7.04
478-012SR	1-1/4	25	0	046	11.21
478-015SR	1-1/2	25	0	046	13.44
478-020SR	2	15	0	046	22.37
478-030SR	3	5	0	046	41.12
478-040SR	4	5	0	046	63.51



Special Reinforced Reducing Spigot Female Adapter Spig x SR Fipt - Stainless Steel Collar

478-072SR	1/2X1/4	25	450	046	10.78
478-098SR	3/4X1/4	50	300	046	15.70
478-128SR	1X1/4	50	400	046	16.19



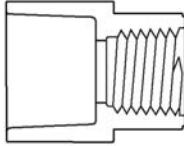
Spears® SR Series reinforced spigot adapters can be user-installed in a variety of socket type tees, elbows and reducer bushings for superior thread reinforcement demanding applications.

PVC White Schedule 40 Fittings, Unions & Saddles



Part Number	Size	Std Pk	Mstr Ctn	Disc Code	Price Each
-------------	------	--------	----------	-----------	------------

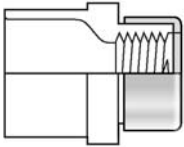
Reducing Female Adapter Soc x Fipt



435-072	1/2X1/4	50	600	040	1.23
435-073	1/2X3/8	50	600	040	1.23
435-074	1/2X3/4	50	400	040	1.23
435-101	3/4X1/2	50	400	040	1.23
435-102	3/4X1	50	0	040	1.63
435-130	1X1/2	50	0	040	1.63
435-131	1X3/4	50	0	040	1.63
435-133	1X1-1/2	25	0	040	3.29
435-168	1-1/4X1	25	0	040	3.13
435-460F ¹	4-1/2X4	1	8	047	55.35
435-532 ¹	6X4	4	0	040	72.57
435-578F ¹	8X2	1	8	047	145.52
435-582F ¹	8X4	1	8	047	135.79
435-628F	10X8	1	2	047	183.65

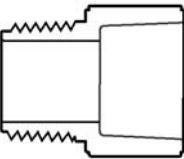
¹Outlet sizes with Threaded Adapter

Special Reinforced Reducing Female Adapter Soc x SR Fipt - Stainless Steel Collar



435-072SR	1/2x1/4	50	600	046	3.86
435-074SR	1/2X3/4	50	400	046	4.29
435-101SR	3/4X1/2	50	400	046	4.29
435-102SR	3/4X1	50	0	046	6.38
435-130SR	1X1/2	50	0	046	6.38
435-131SR	1X3/4	25	200	046	6.38

Male Adapter Mipt x Soc



436-003	3/8	50	600	040	2.09
436-005	1/2	50	300	040	.55
436-007	3/4	50	400	040	.61
436-010	1	50	300	040	1.10
436-012	1-1/4	25	0	040	1.34
436-015	1-1/2	25	0	040	1.79
436-020	2	25	0	040	2.35
436-025	2-1/2	10	0	040	6.93
436-030	3	10	0	040	10.14
436-040	4	5	0	040	12.93
436-050	5	5	0	040	21.30
436-060	6	7	0	040	33.71
436-080	8	3	0	040	153.21

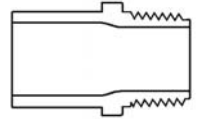
Part Number	Size	Std Pk	Mstr Ctn	Disc Code	Price Each
-------------	------	--------	----------	-----------	------------

Male Adapter (continued)

Mipt x Soc

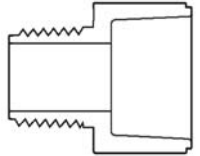
436-100F	10	1	2	047	198.13
436-120F	12	1	1	047	294.44

Male Adapter Spig x Mipt



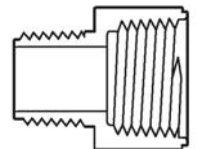
461-005	1/2	50	300	040	.97
461-007	3/4	50	400	040	1.10
461-010	1	50	0	040	1.90
461-131	1X3/4	50	200	040	5.61
461-012	1-1/4	25	100	040	2.35
461-015	1-1/2	25	0	040	3.14
461-020	2	25	0	040	3.87

Reducing Male Adapter Mipt x Soc



436-053	3/8X1/2	50	300	040	1.10
436-073	1/2X3/8	50	300	040	1.10
436-074	1/2X3/4	50	200	040	1.10
436-075	1/2X1	50	200	040	1.48
436-101	3/4X1/2	50	300	040	1.01
436-102	3/4X1	50	0	040	1.56
436-131	1X3/4	50	400	040	3.36
436-132	1X1-1/4	50	0	040	3.66
436-133	1X1-1/2	50	0	040	4.12
436-168	1-1/4X1	25	200	040	4.12
436-169	1-1/4X1-1/2	25	0	040	4.12
436-212	1-1/2X1-1/4	25	0	040	4.98
436-213	1-1/2X2	25	0	040	4.98
436-251	2X1-1/2	10	80	040	5.68
436-252	2X2-1/2	10	0	040	8.84
436-253	2X3	10	0	040	9.94
436-294	2-1/2X3	10	0	040	10.70
436-296	2-1/2X4	10	0	040	16.43
436-342	3X4	5	0	040	17.12
436-535F	6X8	1	2	047	124.26
436-537F	6X10	1	2	047	242.19

IPT Adapter Mipt x Fipt



446-003	3/8	50	300	040	1.88
---------	-----	----	-----	-----	------



PVC White Schedule 40 Fittings, Unions & Saddles

Part Number	Size	Std Pk	Mstr Ctn	Disc Code	Price Each
-------------	------	--------	----------	-----------	------------

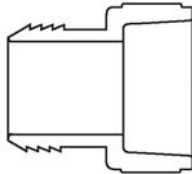
IPT Adapter (continued)

Mipt x Fipt

446-012	1-1/4	25	100	040	4.28
446-053	3/8X1/2	50	300	040	1.88
446-074	1/2X3/4	50	200	040	2.35

Insert Adapter (White PVC)

Insert x Soc

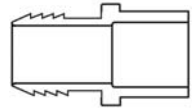


474-005	1/2	50	600	040	1.96
474-007	3/4	50	400	040	2.35
474-010	1	50	0	040	2.49
474-012	1-1/4	25	0	040	3.95
474-015	1-1/2	25	0	040	4.38
474-020	2	25	0	040	8.11
474-030	3	15	0	040	24.18
474-040	4	15	0	040	27.64
474-060F	6	1	4	047	142.83
474-080F	8	1	4	047	226.91

ASTM D 2609 Plastic Insert Fittings for Polyethylene (PE) pipe

Insert Adapter (White PVC)

Insert x I.P.S. Spigot

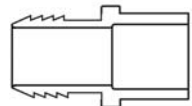


460-005	1/2	50	300	040	2.15
460-007	3/4	50	200	040	2.82
460-010	1	50	0	040	2.95
460-012	1-1/4	20	160	040	3.04
460-015	1-1/2	25	0	040	3.27
460-020	2	10	0	040	5.43
460-030	3	25	0	040	18.34
460-040	4	10	0	040	21.13
1432-060	6	8	0	140	90.83
1432-080	8	4	0	140	180.33

ASTM D 2609 - Plastic Insert Fitting for Polyethylene (PE) pipe
*Fabricated

Insert Adapter (White PVC)

Insert x I.P.S. Spigot x I.P.S. Socket



460-007N	3/4X3/4X1/2	50	200	040	2.82
460-012N	1-1/4X1-1/4X1	20	160	040	3.04
460-131N	3/4X1X3/4	20	160	040	3.29
460-132N	1X1-1/4X1	20	160	040	3.55

Part Number	Size	Std Pk	Mstr Ctn	Disc Code	Price Each
-------------	------	--------	----------	-----------	------------

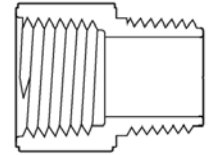
Insert Adapter (White PVC) (continued)

Insert x I.P.S. Spigot x I.P.S. Socket

ASTM D 2609 - Plastic Insert Fitting for Polyethylene (PE) pipe
N=Nesting

Riser Extension

Fipt x Mipt

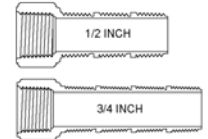


(See also HDPE Cut-Off Riser Extensions in this catalog)

434-005	1/2	50	300	040	1.12
434-007	3/4	50	300	040	1.88
434-010	1	50	0	040	2.35

HDPE Cut-Off Riser Extension

Fipt x Mipt



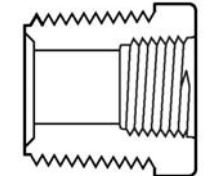
(1/2" = 3-Section Cut-Off; 3/4" = 4-Section Cut-Off)

M434-005-3	1/2X3	50	600	120	1.35
M434-007-4	3/4X4	50	0	120	1.79

High Density Polyethylene - Not NSF-listed - Not pressure rated. For use on open ended irrigation systems.

Reducer (T.T.) Bushing

Mipt x Fipt



439-052	3/8X1/4	50	450	040	2.89
439-071	1/2X1/8	50	300	040	2.89
439-072	1/2X1/4	50	300	040	2.89
439-073	1/2X3/8	50	300	040	2.89
439-098	3/4X1/4	50	300	040	1.79
439-099	3/4X3/8	50	300	040	1.79
439-101	3/4X1/2	50	300	040	1.79
439-128	1X1/4	25	150	040	2.51
439-130	1X1/2	50	300	040	2.51
439-131	1X3/4	50	800	040	2.51
439-166	1-1/4X1/2	25	300	040	3.73
439-167	1-1/4X3/4	25	300	040	3.73
439-168	1-1/4X1	25	150	040	3.73
439-209	1-1/2X1/2	25	300	040	4.51
439-210	1-1/2X3/4	25	300	040	4.51
439-211	1-1/2X1	25	100	040	4.51
439-212	1-1/2X1-1/4	25	300	040	4.51
439-247	2X1/2	10	120	040	4.83
439-248	2X3/4	10	120	040	4.83

PVC White Schedule 40 Fittings, Unions & Saddles

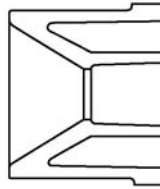


Part Number	Size	Std Pk	Mstr Ctn	Disc Code	Price Each
-------------	------	--------	----------	-----------	------------

Reducer (T.T.) Bushing (continued)

Mipt x Fipt

439-249	2X1	10	120	040	4.83
439-250	2X1-1/4	10	60	040	4.83
439-251	2X1-1/2	10	120	040	4.83
439-292	2-1/2X2	10	0	040	16.88
439-338	3X2	10	0	040	19.97
439-339	3X2-1/2	10	0	040	19.97
439-420	4X2	6	0	040	59.69
439-422	4X3	6	0	040	46.16



Reducer Bushing Flush Style Spig x Soc

437-072	1/2X1/4	50	300	040	1.16
437-073	1/2X3/8	50	300	040	1.16
437-101	3/4X1/2	50	350	040	.64
437-130	1X1/2	50	300	040	1.16
437-131	1X3/4	50	300	040	1.16
437-166	1-1/4X1/2	25	300	040	1.56
437-167	1-1/4X3/4	25	300	040	1.56
437-168	1-1/4X1	25	300	040	1.56
437-209	1-1/2X1/2	25	200	040	1.65
437-210	1-1/2X3/4	25	200	040	1.65
437-211	1-1/2X1	25	200	040	1.65
437-212	1-1/2X1-1/4	25	200	040	1.65
437-247	2X1/2	10	120	040	2.73
437-248	2X3/4	10	60	040	2.73
437-249	2X1	10	60	040	2.73
437-250	2X1-1/4	10	120	040	2.73
437-251	2X1-1/2	25	0	040	2.73
437-287	2-1/2X1/2	10	80	040	4.39
437-288	2-1/2X3/4	10	0	040	4.39
437-289	2-1/2X1	10	40	040	4.39
437-290	2-1/2X1-1/4	10	0	040	4.39
437-291	2-1/2X1-1/2	10	40	040	4.39
437-292	2-1/2X2	10	80	040	4.39
437-333 ¹	3X1/2	10	0	040	8.64
437-334	3X3/4	10	0	040	6.46
437-335	3X1	10	0	040	6.46
437-336	3X1-1/4	10	0	040	6.46
437-337	3X1-1/2	10	0	040	6.46
437-338	3X2	10	0	040	6.46
437-339	3X2-1/2	15	0	040	6.46
437-420	4X2	6	0	040	14.47
437-421	4X2-1/2	6	0	040	14.47
437-422	4X3	6	0	040	14.47
437-486	5X2	5	0	040	20.34
437-488	5X3	5	0	040	20.34

Part Number	Size	Std Pk	Mstr Ctn	Disc Code	Price Each
-------------	------	--------	----------	-----------	------------

Reducer Bushing Flush Style (continued)

Spig x Soc

437-490	5X4	4	0	040	20.34
437-528	6X2	5	0	040	35.83
437-530	6X3	5	0	040	35.83
437-532	6X4	5	0	040	35.83
437-534	6X5	5	0	040	35.83
437-578 ¹	8X2	4	0	040	141.31
437-580 ¹	8X3	4	0	040	141.31
437-582	8X4	4	0	040	124.90
437-583 ¹	8X5	4	0	040	163.20
437-585	8X6	4	0	040	124.90
437-623	10X3	2	0	041	374.83
437-624 ¹	10X4	2	0	041	374.83
437-626	10X6	1	2	041	340.00
437-628	10X8	1	4	041	340.00
437-664 ¹	12X4	2	0	041	506.29
437-666 ¹	12X6	2	0	041	506.29
437-666F	12X6	1	2	047	373.83
437-668	12X8	1	2	041	378.12
437-670	12X10	1	2	041	378.12
437-696F	14X6	1	3	047	917.49
437-698F	14X8	1	3	047	657.35
437-700F	14X10	1	3	047	438.52
437-702F	14X12	1	3	047	153.05
437-756F	16X6	1	1	047	1093.11
437-758F	16X8	1	2	047	862.04
437-760F	16X10	1	2	047	619.36
437-762F	16X12	1	2	047	357.79
437-764F	16X14	1	2	047	374.46
437-786F	18X6	1	0	047	1835.36
437-788F	18X8	1	0	047	1686.01
437-790F	18X10	1	0	047	1378.95
437-792F	18X12	1	0	047	887.63
437-794F	18X14	1	0	047	864.89
437-796F	18X16	1	0	047	407.77
437-816F	20X6	1	0	047	2540.88
437-818F	20X8	1	0	047	2388.05
437-820F	20X10	1	0	047	2213.17
437-822F	20X12	1	0	047	1933.01
437-824F	20X14	1	0	047	1584.17
437-826F	20X16	1	1	047	1266.20
437-828F	20X18	1	1	047	631.39
437-906F	24X6	1	0	047	4046.49
437-908F	24X8	1	0	047	3878.47
437-910F	24X10	1	0	047	3414.40
437-912F	24X12	1	0	047	3120.63
437-914F	24X14	1	0	047	2878.33
437-916F	24X16	1	0	047	2409.64
437-918F	24X18	1	0	047	2396.41
437-920F	24X20	1	0	047	1950.90

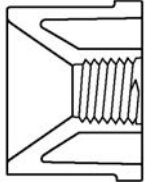
¹ Sized with Bushing



PVC White Schedule 40 Fittings, Unions & Saddles

Part Number	Size	Std Pk	Mstr Ctn	Disc Code	Price Each
-------------	------	--------	----------	-----------	------------

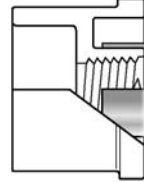
Reducer Bushing Flush Style Spig x Fipt



438-071	1/2X1/8	50	350	040	1.34
438-072	1/2X1/4	50	350	040	1.34
438-073	1/2X3/8	50	350	040	1.34
438-098	3/4X1/4	50	300	040	1.34
438-101	3/4X1/2	50	300	040	1.01
438-127	1X1/8	25	150	040	1.63
438-128	1X1/4	50	200	040	1.63
438-129	1X3/8	50	200	040	1.63
438-130	1X1/2	50	300	040	1.63
438-131	1X3/4	50	300	040	1.63
438-166	1-1/4X1/2	25	150	040	2.51
438-167	1-1/4X3/4	25	150	040	2.51
438-168	1-1/4X1	25	100	040	2.51
438-206	1-1/2X1/8	25	100	040	2.89
438-207	1-1/2X1/4	25	200	040	2.89
438-209	1-1/2X1/2	25	100	040	2.89
438-210	1-1/2X3/4	25	100	040	2.89
438-211	1-1/2X1	25	100	040	2.89
438-212	1-1/2X1-1/4	25	100	040	2.89
438-245	2X1/4	10	60	040	3.88
438-247	2X1/2	10	120	040	3.88
438-248	2X3/4	10	60	040	3.88
438-249	2X1	10	120	040	3.88
438-250	2X1-1/4	10	120	040	3.88
438-251	2X1-1/2	10	120	040	3.88
438-287	2-1/2X1/2	10	0	040	5.62
438-288	2-1/2X3/4	10	40	040	5.62
438-289	2-1/2X1	10	40	040	5.62
438-290	2-1/2X1-1/4	10	0	040	5.62
438-291	2-1/2X1-1/2	10	40	040	5.62
438-292	2-1/2X2	10	0	040	5.62
438-334	3X3/4	10	0	040	6.46
438-335	3X1	10	0	040	6.46
438-336	3X1-1/4	10	0	040	6.46
438-337	3X1-1/2	10	0	040	6.46
438-338	3X2	10	0	040	6.46
438-339	3X2-1/2	10	0	040	6.46
438-420	4X2	6	0	040	14.44
438-421	4X2-1/2	6	0	040	14.44
438-422	4X3	6	0	040	14.44
438-488	5X3	5	0	040	28.16
438-490	5X4	6	0	040	28.16
438-528	6X2	5	0	040	52.85
438-530	6X3	5	0	040	52.85
438-532	6X4	5	0	040	52.85
438-534	6X5	5	0	040	52.85

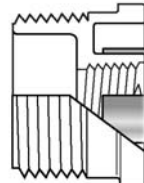
Part Number	Size	Std Pk	Mstr Ctn	Disc Code	Price Each
-------------	------	--------	----------	-----------	------------

Special Reinforced Reducer Bushings Flush Style Spig x SR Fipt - Stainless Steel Collar



438-128SR	1X-1/4	25	300	046	3.14
438-166SR	1-1/4X1/2	25	100	046	5.74
438-207SR	1-1/2X1/4	25	100	046	8.01
438-209SR	1-1/2X1/2	25	100	046	8.01
438-210SR	1-1/2X3/4	25	100	046	8.01
438-247SR	2X1/2	10	80	046	9.80
438-248SR	2X3/4	10	80	046	9.80
438-249SR	2X1	10	80	046	9.80
438-334SR	3X3/4	10	0	046	38.36
438-335SR	3X1	10	0	046	38.36
438-336SR	3X-1/4	10	0	046	38.36
438-337SR	3X1-1/2	10	0	046	38.36
438-420SR	4X2	6	0	046	58.97
438-421SR	4X2-1/2	6	0	046	66.37
438-528SR	6X2	5	0	046	67.91
438-530SR	6X3	5	0	046	61.13
438-532SR	6X4	5	0	046	67.91

Special Reinforced Reducer Bushings Flush Style Mipt X SR Fipt - Stainless Steel Collar



439-209SR	1-1/2X1/2	25	200	046	8.30
439-249SR	2X1	10	120	046	12.19

Cap Soc



447-003	3/8	50	1000	040	1.56
447-005	1/2	50	600	040	.55
447-007	3/4	50	300	040	.64
447-010	1	50	200	040	1.01
447-012	1-1/4	25	100	040	1.43
447-015	1-1/2	25	0	040	1.56
447-020	2	10	80	040	1.88
447-025	2-1/2	10	0	040	5.99
447-030	3	10	0	040	6.55
447-040	4	6	0	040	14.89
447-045F	4-1/2	10	0	047	25.41
447-050	5	5	0	040	25.00
447-060	6	4	0	040	35.69
447-080	8	3	0	040	89.66
447-100F	10	1	5	047	199.87

PVC White Schedule 40 Fittings, Unions & Saddles



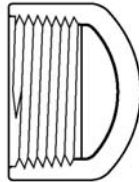
Part Number	Size	Std Pk	Mstr Ctn	Disc Code	Price Each
-------------	------	--------	----------	-----------	------------

Cap (continued)

Soc

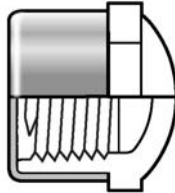
447-120F	12	1	5	047	290.38
447-140F	14	1	2	047	364.43
447-160F	16	1	2	047	434.97
447-180F	18	1	2	047	766.46
447-200F	20	1	0	047	1163.85
447-240F	24	1	0	047	1852.41

Cap Fipt




448-003	3/8	50	1000	040	1.01
448-005	1/2	50	600	040	1.16
448-007	3/4	50	300	040	1.34
448-010	1	50	200	040	2.02
448-012	1-1/4	25	100	040	2.40
448-015	1-1/2	25	100	040	2.51
448-020	2	10	120	040	4.44
448-025	2-1/2	10	0	040	6.55
448-030	3	10	0	040	8.56
448-040	4	6	0	040	15.02
448-050	5	5	0	040	29.10
448-060	6	8	0	040	35.50
448-080F	8	1	2	047	173.26
448-100F	10	1	2	047	352.09
448-120F	12	1	1	047	703.50

Special Reinforced Cap SR Fipt - Stainless Steel Collar



448-012SR	1-1/4	25	100	046	6.40
-----------	-------	----	-----	-----	------

Plug Spig



449-003	3/8	50	700	040	1.34
449-005	1/2	50	1000	040	1.34
449-007	3/4	50	300	040	1.56
449-010	1	50	200	040	1.88
449-012	1-1/4	25	150	040	2.51
449-015	1-1/2	25	100	040	3.19
449-020	2	10	120	040	3.95
449-025	2-1/2	10	0	040	6.77
449-030	3	10	0	040	8.94

Part Number	Size	Std Pk	Mstr Ctn	Disc Code	Price Each
-------------	------	--------	----------	-----------	------------

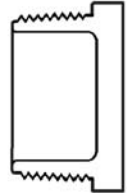
Plug (continued)

Spig

449-040	4	6	0	040	20.24
449-060F ⁴	6	1	6	047	69.35
449-080F ⁴	8	1	6	047	106.77
449-100F ⁴	10	1	0	047	245.11
449-120F ⁴	12	1	0	047	400.78
449-140F ⁴	14	1	2	047	439.37
449-160F ⁴	16	1	0	047	485.87
449-180F ⁴	18	1	0	047	867.05
449-200F ⁴	20	1	0	047	1586.23
449-240F ⁴	24	1	0	047	2111.49

⁴ Plug fabricated using Cap and pipe spigot.

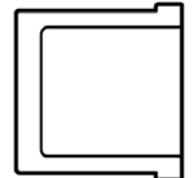
Plug Mipt



450-003	3/8	50	700	040	1.46
450-005	1/2	50	500	040	1.65
450-007	3/4	50	300	040	1.78
450-010	1	50	400	040	2.89
450-012	1-1/4	25	300	040	3.04
450-015	1-1/2	25	150	040	3.27
450-020	2	10	120	040	4.22
450-025	2-1/2	10	0	040	5.86
450-030	3	10	0	040	8.87
450-040	4	6	0	040	20.02
450-060	6	6	0	040	58.69
450-080F ⁴	8	1	4	047	223.15
450-100F ⁴	10	1	3	047	357.59
450-120F ⁴	12	1	1	047	432.85

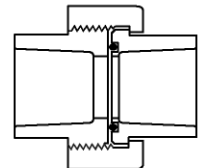
⁴ Plug fabricated using Cap and threaded pipe.

Counter Sunk Plug Spig



449-007CS	3/4	50	300	040	1.56
449-010CS	1	50	300	040	1.88

Union Soc with Buna-N O-ring Seal



150 psi @ 73°F (23°C)

457-005	1/2	10	60	040	5.99
457-007	3/4	10	60	040	6.81



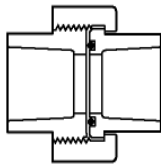
PVC White Schedule 40 Fittings, Unions & Saddles

Part Number	Size	Std Pk	Mstr Ctn	Disc Code	Price Each
-------------	------	--------	----------	-----------	------------

Union (continued)

Soc with Buna-N O-ring Seal

457-010	1	10	60	040	7.02
457-012	1-1/4	5	30	040	22.62
457-015	1-1/2	5	20	040	23.55
457-020	2	5	0	040	31.78
457-025	2-1/2	5	0	040	44.48
457-030	3	5	0	040	71.03
457-040	4	4	0	040	98.35
457-060	6	1	0	040	218.55

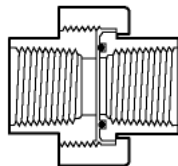


Union

Soc with EPDM O-ring Seal

150 psi @ 73°F (23°C)

497-005	1/2	10	60	040	6.59
497-007	3/4	10	60	040	7.54
497-010	1	10	60	040	7.70
497-012	1-1/4	5	30	040	24.87
497-015	1-1/2	5	20	040	25.93
497-020	2	5	0	040	34.96
497-025	2-1/2	5	0	040	48.94
497-030	3	5	0	040	78.06
497-040	4	4	0	040	105.01
497-060	6	1	0	040	233.36



Union

Fipt with Buna O-ring Seal

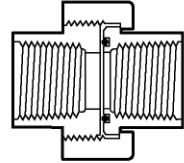
150 psi 73°F (23°C)

458-005	1/2	10	60	040	6.71
458-007	3/4	10	60	040	11.21
458-010	1	10	60	040	15.31
458-012	1-1/4	5	30	040	26.29
458-015	1-1/2	5	20	040	26.87
458-020	2	5	20	040	32.98
458-025	2-1/2	5	0	040	46.98
458-030	3	5	0	040	75.40
458-040	4	4	0	040	100.06
458-060	6	1	0	040	222.39

Part Number	Size	Std Pk	Mstr Ctn	Disc Code	Price Each
-------------	------	--------	----------	-----------	------------

Union

Fipt with EPDM O-ring Seal

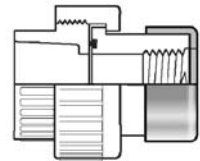


150 psi @ 73°F (23°C)

498-005	1/2	10	60	040	7.39
498-007	3/4	10	60	040	12.35
498-010	1	10	60	040	16.82
498-012	1-1/4	5	20	040	28.88
498-015	1-1/2	5	20	040	29.57
498-020	2	5	0	040	36.32
498-025	2-1/2	5	0	040	50.85
498-030	3	5	0	040	81.96
498-040	4	4	0	040	110.45
498-060	6	1	0	040	245.45

Special Reinforced Union

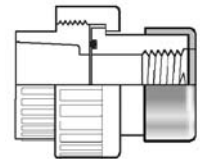
**Soc x SR Fipt with Buna O-ring Seal -
Stainless Steel Collar**



459-002SR	1/4	25	150	046	14.55
459-003SR	3/8	25	100	046	14.55
459-005SR	1/2	10	60	046	7.90
459-007SR	3/4	10	40	046	10.88
459-010SR	1	10	0	046	14.48
459-012SR	1-1/4	5	20	046	27.64
459-015SR	1-1/2	5	0	046	34.21
459-020SR	2	5	0	046	52.69
459-030SR	3	5	0	046	124.40
459-040SR	4	4	0	046	142.83
459-060SR	6	1	0	046	317.40

Special Reinforced Union

**Soc x SR Fipt with EPDM O-ring Seal -
Stainless Steel Collar**



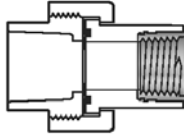
499-002SR	1/4	25	150	046	15.98
499-003SR	3/8	25	100	046	15.98
499-005SR	1/2	10	60	046	8.68
499-007SR	3/4	10	40	046	11.96
499-010SR	1	10	40	046	15.89
499-012SR	1-1/4	5	20	046	30.37
499-015SR	1-1/2	5	0	046	37.60
499-020SR	2	5	0	046	57.90
499-030SR	3	5	0	046	136.71
499-040SR	4	4	0	046	156.95
499-060SR	6	1	0	046	348.80

PVC White Schedule 40 Fittings, Unions & Saddles



Part Number	Size	Std Pk	Mstr Ctn	Disc Code	Price Each
-------------	------	--------	----------	-----------	------------

Transition Union Soc x Fipt with Brass Thread Insert & Buna-N O-ring Seal

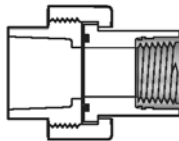


235 psi @ 73°F (23°C)

459-010BR	1	10	0	046	61.50
459-012BR	1-1/4	5	20	046	103.32
459-015BR	1-1/2	5	0	046	136.70
459-020BR	2	5	0	046	182.34

Not intended to convey or dispense water for human consumption through drinking or cooking

Transition Union Soc x Fipt with Brass Thread Insert & EPDM O-ring Seal

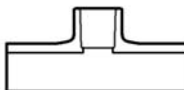


235 psi @ 73°F (23°C)

499-010BR	1	10	0	046	61.50
499-012BR	1-1/4	5	20	046	103.32
499-015BR	1-1/2	5	0	046	136.70
499-020BR	2	5	0	046	182.34

Not intended to convey or dispense water for human consumption through drinking or cooking

Saddle IPS O.D. x Soc



NSF-61

463-288	2-1/2X3/4	10	0	040	26.19
463-333 ¹	3X1/2	10	0	040	28.70
463-335 ¹	3X1	10	0	040	28.70
463-336 ¹	3X1-1/4	10	0	040	28.70
463-337	3X1-1/2	10	0	040	26.19
463-338 ²	3X2	10	0	040	28.70
463-415 ¹	4X1/2	10	0	040	38.30
463-416 ¹	4X3/4	10	0	040	47.11
463-417 ¹	4X1	10	0	040	38.30
463-418 ¹	4X1-1/4	10	0	040	38.30
463-419	4X1-1/2	10	0	040	34.99
463-420 ²	4X2	10	0	040	38.30
463-485 ¹	5X1-1/2	6	0	040	47.83
463-486	5X2	6	0	040	43.67
463-523 ¹	6X1/2	5	0	040	57.46
463-525 ¹	6X1	10	0	040	57.46
463-526 ¹	6X1-1/4	5	0	040	57.46
463-527	6X1-1/2	5	0	040	52.51

Part Number	Size	Std Pk	Mstr Ctn	Disc Code	Price Each
-------------	------	--------	----------	-----------	------------

Saddle (continued)

IPS O.D. x Soc

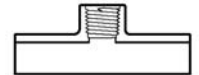
463-528 ²	6X2	5	0	040	57.46
463-530 ¹	6X3	5	0	040	82.01
463-532	6X4	5	0	040	66.06
463-573 ¹	8X1/2	5	0	040	85.68
463-575 ¹	8X1	5	0	040	85.68
463-576 ¹	8X1-1/4	5	0	040	85.68
463-577	8X1-1/2	5	0	040	78.24
463-578 ²	8X2	5	0	040	85.68
463-580 ¹	8X3	5	0	040	99.36
463-582	8X4	5	0	040	83.88
463-624	10X4	5	0	041	96.17

¹ Outlet-sized with Bushing

² Outlet-sized with Coupling

Note: See following Installation Instructions

Saddle IPS O.D. x Fipt



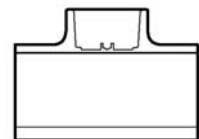
NSF-61

464-288	2-1/2X3/4	10	0	040	26.19
464-337	3X1-1/2	10	0	040	26.19
464-419	4X1-1/2	10	0	040	34.99
464-486	5X2	6	0	040	43.67
464-527	6X1-1/2	5	0	040	52.48
464-532	6X4	5	0	040	66.06
464-577	8X1-1/2	5	0	040	78.24
464-582	8X4	5	0	040	83.88
464-624	10X4	5	0	041	96.17

Saddle Installation Instructions:

When Assembling Spears® Saddles to PVC pipe, Spears® Manufacturing Company recommends Industrial Polychemical Service (IPS) #719 Solvent Cement and #P-68 Primer, or equivalent. Although good connections may be accomplished without saddle straps, Spears® Manufacturing Company recommends the use of clamp or strap device during the assembly step to ensure good compression between the pipe and fitting surfaces as the solvent cures. Solvent cemented saddles are non pressure rated. For additional information, contact Spears® Technical Service.

Snap-On Saddle IPS O.D. x Soc



NSF-61

463-005	1/2	25	300	040	1.37
463-007	3/4	25	200	040	1.52
463-010	1	50	0	040	2.90



PVC White Schedule 40 Fittings, Unions & Saddles

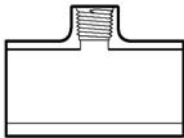
Part Number	Size	Std Pk	Mstr Ctn	Disc Code	Price Each
-------------	------	--------	----------	-----------	------------

Snap-On Saddle (continued)

IPS O.D. x Soc

463-012	1-1/4	50	0	040	4.51
463-015	1-1/2	25	0	040	5.48
463-020	2	20	0	040	8.01
463-101	3/4X1/2	25	300	040	1.78
463-130	1X1/2	50	0	040	2.90

Note: See following installation instructions



Snap-On Saddle IPS O.D. x Fipt

464-005	1/2	25	300	040	1.78
464-007	3/4	25	200	040	2.79
464-010	1	50	0	040	5.12
464-071	1/2X1/8	50	300	040	1.78
464-097	3/4X1/8	50	200	040	2.35
464-101	3/4X1/2	25	300	040	2.35
464-130	1X1/2	50	0	040	4.23
464-131	1X3/4	50	0	040	4.23
464-210	1-1/2X3/4	25	0	040	10.65

Snap-On Saddle Installation Instructions

- The surface to be joined must be wiped clean.
- Using an appropriate applicator, apply a coat of primer to the fitting and pipe.
- While the primer is still wet, apply a generous coat of medium bodied cement first to the pipe, then to the fitting and then to the pipe again, covering an area of the pipe slightly larger than the saddle.
- Without delay, push the saddle onto the pipe and rotate the fitting approximately 15° in each direction to evenly distribute the cement.
- Allow cement to cure.
- Drill fitting and pipe with the recommended size hole saw.
- Remove debris from the line.
- Follow all safe handling precautions.

Solvent cemented saddles are non pressure rated. For additional information, contact Spears® Technical Service.



Flange One Piece Soc

150 psi = maximum internal pressure rating @ 73°F (23°C)


851-005	1/2	25	0	080	17.20
851-007	3/4	25	0	080	18.38
851-010	1	15	0	080	20.47

Part Number	Size	Std Pk	Mstr Ctn	Disc Code	Price Each
-------------	------	--------	----------	-----------	------------

Flange One Piece (continued)

Soc


851-012	1-1/4	15	0	080	21.09
851-015	1-1/2	20	0	080	21.55
851-020	2	10	0	080	28.68
851-025	2-1/2	10	0	080	44.27
851-030	3	10	0	080	48.89
851-040	4	5	0	080	61.90
851-050	5	5	0	080	97.33
851-060	6	5	0	080	97.33
851-080	8	2	0	080	174.16



Flange One Piece Fipt

150 psi = maximum internal pressure rating @ 73°F (23°C)

852-005	1/2	25	0	080	20.59
852-007	3/4	25	0	080	24.12
852-010	1	15	0	080	26.41
852-012	1-1/4	15	0	080	36.41
852-015	1-1/2	20	0	080	39.74
852-020	2	10	0	080	40.64
852-025	2-1/2	10	0	080	93.44
852-030	3	10	0	080	96.18
852-040	4	5	0	080	180.71



Flange One Piece SR Fipt

150 psi = maximum internal pressure rating @ 73°F (23°C)

852-005SR	1/2	25	0	086	11.31
852-007SR	3/4	25	0	086	13.29
852-010SR	1	15	0	086	14.53
852-012SR	1-1/4	15	0	086	20.02
852-015SR	1-1/2	15	0	086	21.91
852-020SR	2	10	0	086	22.44
852-025SR	2-1/2	10	0	086	51.39
852-030SR	3	10	0	086	52.91
852-040SR	4	5	0	086	99.46

PVC White Schedule 40 Fittings, Unions & Saddles



Part Number	Size	Std Pk	Mstr Ctn	Disc Code	Price Each
-------------	------	--------	----------	-----------	------------

Blind Flange



1/2" - 12" molded - 150 psi = maximum internal pressure rating @ 73°F (23°C)
14" - 24" fabricated - 50 psi maximum internal pressure rating @ 73°F (23°C)

853-005	1/2	25	0	080	24.11
853-007	3/4	25	0	080	28.72
853-010	1	15	0	080	39.23
853-012	1-1/4	20	0	080	48.15
853-015	1-1/2	15	0	080	48.15
853-020	2	10	0	080	71.94
853-025	2-1/2	10	0	080	117.21
853-030	3	10	0	080	141.45
853-040	4	8	0	080	176.21
853-050F	5	1	5	083	441.70
853-060	6	5	0	080	214.13
853-080	8	5	0	080	268.02
853-100	10	3	0	081	448.18
853-120	12	2	0	081	698.01
853-140F	14	1	0	083	1327.90
853-160F	16	1	0	083	1574.63
853-180F	18	1	0	083	1770.89
853-200F	20	1	0	083	2862.36
853-240F	24	1	0	083	3816.12

Flange Van Stone Style PIP Soc



6" - 16" - 125 psi maximum internal pressure rating @ 73° F (23°C)
18" - 24" 100 psi maximum internal pressure rating @ 73° F (23°C)

354-060F	6x6.140	1	4	320	126.99
354-080F	8x8.160	1	2	320	192.30
354-100F	10x10.200	1	2	320	270.38
354-120F	12x12.240	1	2	320	391.60
354-150F	14x15.300	1	0	320	1043.82
354-151F	16x15.300	1	0	320	1190.79
354-181F	18x18.701	1	0	320	1809.00
354-182F	18x18.360	1	0	320	1809.00
354-201F	20x22.047	1	0	320	2755.48
354-241F	24x24.803	1	0	320	4035.33

PIP = Plastic Irrigation Pipe (dimensions are NOT the same as IPS dimensions)

Size 6" through 16" are furnished with plastic ring.

Size 18" through 24" are furnished with steel ring.

Part Number	Size	Std Pk	Mstr Ctn	Disc Code	Price Each
-------------	------	--------	----------	-----------	------------

Flange Van Stone Style with PVC Ring Soc



1/2" - 18" molded - 150 psi = maximum internal pressure rating @ 73°F (23°C)
18" - 24" fabricated - 50 psi = maximum internal pressure rating @ 73°F (23°C)

854-005	1/2	25	0	080	17.18
854-007	3/4	25	0	080	18.37
854-010	1	15	0	080	20.46
854-012	1-1/4	15	0	080	21.07
854-015	1-1/2	20	0	080	21.50
854-020	2	10	0	080	28.63
854-025	2-1/2	10	0	080	44.22
854P-030	3	10	0	080	48.87
854P-040	4	5	0	080	61.82
854P-050	5	5	0	080	97.24
854P-060	6	5	0	080	97.24
854P-080	8	2	0	080	158.35
854P-100	10	2	0	081	205.00
854P-120	12	2	0	081	221.03
854-180FP	18	1	0	083	2912.47
854-200FP	20	1	0	083	3562.39
854-240FP	24	1	0	083	4846.02

Flange Van Stone Style with Glass Filled PVC Ring Soc



3" - 18" molded - 150 psi = maximum internal pressure rating @ 73°F (23°C)

854-030	3	10	0	080	48.87
854-040	4	5	0	080	61.82
854-050	5	5	0	080	97.24
854-060	6	5	0	080	97.24
854-080	8	2	0	080	158.35
854-100	10	2	0	081	205.00
854-120	12	2	0	081	221.03
854-140	14	1	0	081	853.30
854-160	16	1	0	081	1141.33
854-180	18	1	0	081	1840.81

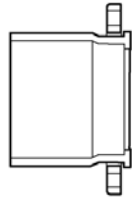
18" flange has 4-section ring



PVC White Schedule 40 Fittings, Unions & Saddles

Part Number	Size	Std Pk	Mstr Ctn	Disc Code	Price Each
-------------	------	--------	----------	-----------	------------

Flange Van Stone Style with Steel Ring Soc



150 psi = maximum internal pressure rating @ 73°F (23°C)

854-180FS	18	1	0	083	1719.40
854-200FS	20	1	0	083	2083.53
854-240FS	24	1	0	083	2804.11

Flange Van Stone Style with Plastic Solid Ring Soc



150 psi = maximum internal pressure rating @ 73°F (23°C)

S854-020	2	10	0	080	35.80
S854-030	3	10	0	080	61.10
S854-040	4	5	0	080	77.29
S854-060	6	5	0	080	121.57
S854-080	8	2	0	080	197.93
S854-100	10	2	0	081	256.24
S854-120	12	2	0	081	276.26

Flange Van Stone Style with Plastic Ring ASTM Soc x Multi-Bolt Pattern Ring




150 psi = maximum internal pressure rating @ 73°F (23°C)

M854-020	2	10	0	080	28.63
M854-060	6	5	0	080	97.24
M854-080	8	2	0	080	158.35

Hubs fit 3", 4", and 8" ASTM pipe. Rings are manufactured to accept bolt patterns in sizes 3", 4", 6", and 8" in ANSI Class 150, B.S. 4504 NP10, B.S. 4504 NP16 (except 8"), B.S. 10 Table D and B.S. 10 Table E. Consult Spears® Manufacturing Company Technical Services for additional information.

Flange Van Stone Style with Plastic Ring Fipt



150 psi = maximum internal pressure rating @ 73° F (23°C)

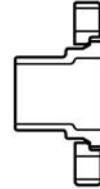
855-005	1/2	25	0	080	20.55
855-007	3/4	25	0	080	24.11
855-010	1	15	0	080	26.37
855-012	1-1/4	15	0	080	36.35
855-015	1-1/2	20	0	080	39.70
855-020	2	10	0	080	40.62

Part Number	Size	Std Pk	Mstr Ctn	Disc Code	Price Each
-------------	------	--------	----------	-----------	------------

Flange Van Stone Style with Plastic Ring (continued) Fipt

855-025	2-1/2	10	0	080	93.38
855-030	3	10	0	080	96.05
855-040	4	5	0	080	174.64

Flange Van Stone Style with PVC Ring Spig



1/2" - 12" molded - 150 psi = maximum internal pressure rating @ 73°F (23°C)
20" - 24" fabricated - 50 psi = maximum internal pressure rating @ 73°F (23°C)

856-005	1/2	25	0	080	17.27
856-007	3/4	25	0	080	18.51
856-010	1	15	0	080	20.63
856-012	1-1/4	15	0	080	21.28
856-015	1-1/2	15	0	080	21.71
856-020	2	10	0	080	28.85
856-025	2-1/2	10	0	080	44.59
856P-030	3	10	0	080	49.26
856P-040	4	5	0	080	62.33
856P-060	6	4	0	080	98.04
856P-080	8	2	0	080	175.38
856P-100	10	2	0	081	205.00
856P-120	12	2	0	081	221.03
856-200FP	20	1	0	083	3562.39
856-240FP	24	1	0	083	4846.02

Flange Van Stone Style with Glass Filled PVC Ring Spig



3" - 12" molded, 14" - 18" molded/fabricated - 150 psi = maximum internal pressure rating @ 73°F (23°C)

856-030	3	10	0	080	49.26
856-040	4	5	0	080	62.33
856-060	6	4	0	080	98.04
856-080	8	2	0	080	175.38
856-100	10	2	0	081	205.00
856-120	12	2	0	081	221.03
856-140FP**	14	1	0	083	1830.60
856-160FP**	16	1	0	083	2221.02
856-180FP**	18	1	0	083	2912.47

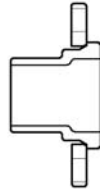
** Fabricated from molded socket flanges with pipe spigot.
18" flange uses 4-piece ring

PVC White Schedule 40 Fittings, Unions & Saddles



Part Number	Size	Std Pk	Mstr Ctn	Disc Code	Price Each
-------------	------	--------	----------	-----------	------------

Flange Van Stone Style with Steel Ring Spig



150 psi = maximum internal pressure rating @ 73°F (23°C)

856-140FS	14	1	0	083	926.46
856-160FS	16	1	0	083	1132.41
856-180FS	18	1	0	083	1283.14
856-200FS	20	1	0	083	1545.53
856-240FS	24	1	0	083	2098.65

Application & Use of Van Stone Style Flange Replacement Split Rings



Designed for easy Van Stone style flange ring replacement in the event of system modification, repair, or improper assembly without having to remove existing flange hub. Split rings are made as a direct replacement of existing one-piece rings used on Spears® brand only of Van Stone style flanges with ANSI Class 150 bolt pattern plastic rings. Remove old ring to be replaced then simply place the split ring sections around hub and install flange bolts (not included) through special designed section overlap to hold in position. Install appropriate user supplied bolts, washers and gasket (see Flange Gasket and Bolt Hardware Kits in this catalog); torque to specifications according to normal flange assembly. Split rings are a set of either 2-pieces or 4-pieces (illustrated) sections depending on size, in regular PVC, Glass Filled PVC, or CPVC for flange type and sizes listed.

PVC Flange Replacement Split Rings For Spears® flanges with regular PVC Rings



854P-005-1S	1/2	10	0	080	52.23
854P-007-1S	3/4	10	0	080	55.45
854P-010-1S	1	10	0	080	62.01
854P-012-1S	1-1/4	10	0	080	63.22
854P-015-1S	1-1/2	10	0	080	64.77
854P-020-1S	2	10	0	080	85.97
854P-025-1S	2-1/2	10	0	080	99.45
854P-030-1S	3	10	0	080	110.26
854P-040-1S	4	10	0	080	118.20
854P-060-1S	6	5	0	080	189.41
854P-080-1S	8	4	0	080	216.41
854P-100-1S	10	4	0	081	273.19
854P-120-1S	12	2	0	081	338.61
854P-140-1S	14	2	0	081	463.79

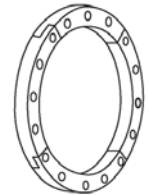
Part Number	Size	Std Pk	Mstr Ctn	Disc Code	Price Each
-------------	------	--------	----------	-----------	------------

PVC Flange Replacement Split Rings (continued) For Spears® flanges with regular PVC Rings

854P-160-1S	16	1	0	081	576.16
854P-180-1S	18	1	0	081	625.76
854P-200-1S	20	1	0	083	3321.26
854P-240-1S	24	1	0	083	4069.37

Fits 854-xxx Socket, 855-xxx Threaded, and 856-xxx Spigot hub configurations

Glass Filled PVC Flange Replacement Split Rings For Spears® flanges with Glass Filled PVC Rings



854-030-1S	3	10	0	080	110.26
854-040-1S	4	10	0	080	118.20
854-050-1S	5	5	0	080	160.07
854-060-1S	6	5	0	080	189.41
854-080-1S	8	4	0	080	216.41
854-100-1S	10	4	0	081	273.19
854-120-1S	12	2	0	081	338.61
854-140-1S	14	2	0	081	463.79
854-160-1S	16	1	0	081	576.16
854-180-1S	18	1	0	081	625.76

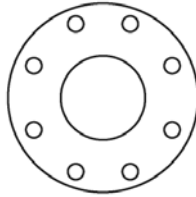
Fits 854-xxx Socket, 855-xxx Threaded, and 856-xxx Spigot hub configurations



PVC White Schedule 40 Fittings, Unions & Saddles

Part Number	Size	Std Pk	Mstr Ctn	Disc Code	Price Each
-------------	------	--------	----------	-----------	------------

Gasket Selection Guide

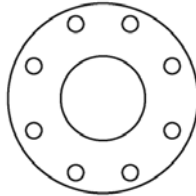


Order Gaskets & Bolt Kits Separately

- 1/8" Full-Face design with ANSI Class 150 Bolt Patterns
- Pressure rated to 150 psi @ 73°F
- Available in Buna-N, EPDM, or Viton® (FKM)

Flange Size	Bolt Holes	Gasket Part Number		
		Buna-N	EPDM	FKM
1/2	4	GK1-005	GK2-005	GK3-005
3/4	4	GK1-007	GK2-007	GK3-007
1	4	GK1-010	GK2-010	GK3-010
1-1/4	4	GK1-012	GK2-012	GK3-012
1-1/2	4	GK1-015	GK2-015	GK3-015
2	4	GK1-020	GK2-020	GK3-020
2-1/2	4	GK1-025	GK2-025	GK3-025
3	4	GK1-030	GK2-030	GK3-030
4	8	GK1-040	GK2-040	GK3-040
5	8	GK1-050	GK2-050	GK3-050
6	8	GK1-060	GK2-060	GK3-060
8	8	GK1-080	GK2-080	GK3-080
10	12	GK1-100	GK2-100	GK3-100
12	12	GK1-120	GK2-120	GK3-120

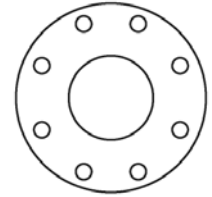
Buna-N Full-Faced Flange Gaskets



GK1-005	1/2	1	25	017	3.06
GK1-007	3/4	1	25	017	3.51
GK1-010	1	1	25	017	3.61
GK1-012	1-1/4	1	25	017	3.70
GK1-015	1-1/2	1	25	017	3.97
GK1-020	2	1	25	017	4.44
GK1-025	2-1/2	1	25	017	4.88
GK1-030	3	1	25	017	7.51
GK1-040	4	1	25	017	8.40
GK1-050	5	1	25	017	9.96
GK1-060	6	1	25	017	10.23
GK1-080	8	1	25	017	13.49
GK1-100	10	1	25	017	17.12
GK1-120	12	1	25	017	23.09

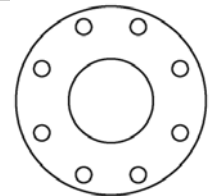
Part Number	Size	Std Pk	Mstr Ctn	Disc Code	Price Each
-------------	------	--------	----------	-----------	------------

EPDM Full-Faced Flange Gaskets



GK2-005	1/2	1	25	017	4.06
GK2-007	3/4	1	25	017	4.32
GK2-010	1	1	25	017	4.51
GK2-012	1-1/4	1	25	017	4.74
GK2-015	1-1/2	1	25	017	5.09
GK2-020	2	1	25	017	6.21
GK2-025	2-1/2	1	25	017	7.46
GK2-030	3	1	25	017	10.96
GK2-040	4	1	25	017	12.48
GK2-050	5	1	25	017	15.61
GK2-060	6	1	25	017	16.38
GK2-080	8	1	25	017	21.82
GK2-100	10	1	25	017	28.43
GK2-120	12	1	25	017	39.12

Viton® (FKM) Full-Faced Flange Gaskets




GK3-005	1/2	1	25	017	14.49
GK3-007	3/4	1	25	017	17.20
GK3-010	1	1	25	017	19.01
GK3-012	1-1/4	1	5	017	21.46
GK3-015	1-1/2	1	25	017	27.07
GK3-020	2	1	25	017	37.84
GK3-025	2-1/2	1	25	017	50.61
GK3-030	3	1	25	017	113.09
GK3-040	4	1	25	017	130.55
GK3-050	5	1	25	017	152.19
GK3-060	6	1	25	017	172.66
GK3-080	8	1	25	017	245.99
GK3-100	10	1	25	017	327.20
GK3-120	12	1	25	017	461.02

PVC White Schedule 40 Fittings, Unions & Saddles



Part Number	Size	Std Pk	Mstr Ctn	Disc Code	Price Each
-------------	------	--------	----------	-----------	------------

Bolt Kit Selection Guide

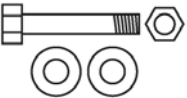


- Order Gaskets & Bolt Kits Separately
- Kit Contains All Bolts, Nuts, & Flat Washers for Specified Flange Size
 - For Connecting Two (2) Mating Spears® Flanges
 - Pre-coated, Anti-seize Lubricated Bolts
 - Available in Zinc Coated Steel, Type 304 Stainless Steel or Type 316 Stainless Steel

Flange Size	Bolts* Per Kit	Diameter (in.-TPI)	Length (in)	Kit Part Number		
				Zinc	316 SS	304 SS
1/2	4	1/2-13	2	HK-005	HK1-005	HK2-005
3/4 & 1	4	1/2-13	2-1/4	HK-010	HK1-010	HK2-010
1-1/4 & 1-1/2	4	1/2-13	2-1/2	HK-015	HK1-015	HK2-015
2	4	5/8-11	3	HK-020	HK1-020	HK2-020
2-1/2	4	5/8-11	3-1/4	HK-025	HK1-025	HK2-025
3	4	5/8-11	3-1/2	HK-030	HK1-030	HK2-030
4	8	5/8-11	3-1/2	HK-040	HK1-040	HK2-040
5 & 6	8	3/4-10	4	HK-060	HK1-060	HK2-060
8	8	3/4-10	4-1/2	HK-080	HK1-080	HK2-080
10 & 12	12	7/8-9	5	HK-120	HK1-120	HK2-120

*Each Bolt Includes Nut & Two (2) Flat Washers

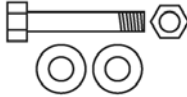
Zinc Plated Steel Flange Bolt Hardware Kits For Connection of 2-Spears® Flanges Includes Bolts, Nuts & Flat Washers



HK-005	1/2	1	10	017	9.53
HK-010	3/4&1	1	10	017	11.91
HK-015	1-1/4&1-1/2	1	10	017	17.91
HK-020	2	1	10	017	23.97
HK-025	2-1/2	1	10	017	28.74
HK-030	3	1	10	017	33.07
HK-040	4	1	5	017	68.51
HK-060	5&6	1	5	017	76.20
HK-080	8	1	1	017	89.30
HK-120	10&12	1	0	017	120.82

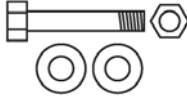
Part Number	Size	Std Pk	Mstr Ctn	Disc Code	Price Each
-------------	------	--------	----------	-----------	------------

Type 316 Stainless Steel Flange Bolt Hardware Kits For Connection of 2-Spears® Flanges Includes Bolts, Nuts & Flat Washers



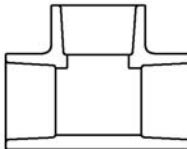
HK1-005	1/2	1	10	017	28.60
HK1-010	3/4&1	1	10	017	41.20
HK1-015	1-1/4&1-1/2	1	10	017	45.39
HK1-020	2	1	10	017	54.59
HK1-025	2-1/2	1	10	017	58.51
HK1-030	3	1	10	017	77.20
HK1-040	4	1	5	017	154.81
HK1-060	5&6	1	5	017	201.91
HK1-080	8	1	1	017	253.36
HK1-120	10&12	1	0	017	515.45

Type 304 Stainless Steel Flange Bolt Hardware Kits For Connection of 2-Spears® Flanges Includes Bolts, Nuts, & Flat Washers



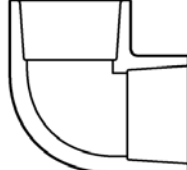
HK2-005	1/2	1	10	017	25.02
HK2-010	3/4&1	1	10	017	35.69
HK2-015	1-1/4&1-1/2	1	10	017	42.05
HK2-020	2	1	10	017	49.46
HK2-025	2-1/2	1	10	017	52.44
HK2-030	3	1	10	017	65.12
HK2-040	4	1	5	017	130.24
HK2-060	5&6	1	5	017	137.28
HK2-080	8	1	1	017	180.52
HK2-120	10&12	1	0	017	319.94

Tee, Class 125 Molded



12501-100	10	1	1	361	359.77
12501-120	12	1	1	361	539.62

90° Elbow, Class 125 Molded



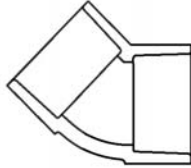
12506-100	10	1	1	361	301.77
12506-120	12	1	1	361	461.55



PVC White Schedule 40 Fittings, Unions & Saddles

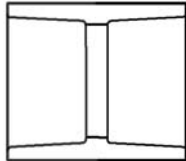
Part Number	Size	Std Pk	Mstr Ctn	Disc Code	Price Each
-------------	------	-----------	-------------	--------------	---------------

45° Elbow, Class 125 Molded



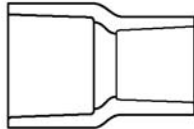
12517-100	10	1	1	361	192.89
12517-120	12	1	1	361	282.84

Coupling, Class 125 Molded



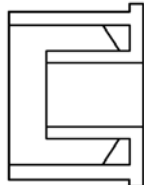
12529-100	10	1	1	361	93.47
12529-120	12	1	1	361	150.33

Reducer Coupling, Class 125 Molded



12529-626	10X6	1	1	361	155.84
12529-628	10X8	1	1	361	97.05
12529-668	12X8	1	1	361	231.88
12529-670	12X10	1	1	361	184.60

Reducer Bushing, Class 125 Molded



12537-626	10X6	1	2	361	147.94
12537-628	10X8	1	4	361	147.94
12537-668	12X8	1	2	361	266.31
12537-670	12X10	1	2	361	264.70

PVC White Schedule 40 Fittings, Unions & Saddles



Additional Specialty Products Available

See Spears® broad selection of specialty fittings and valves in the following Price Schedules

DCVRF-1 PVC Compression Couplings



DCVRF-1 Repair Couplings



PS-1 PVC White Schedule 40 – Hard To Find Configurations – Pool & Spa Specialties



DCVRF-1 Repair Fittings



V-1 Utility Ball Valves & Utility Swing Check Valves





PVC White Schedule 40 Fittings, Unions & Saddles

LIMITED LIFETIME WARRANTY

Except as otherwise mandated by law or herein provided, Spears® Manufacturing Company ("Company") warrants Standard Catalog Products ("Products") which have been directly manufactured by them to be free from defects in material and workmanship for as long as the original intended end user of the Products ("End User") retains ownership and possession of the Products and complies with this Warranty ("Warranty Period"). Each other person or entity acquiring or employing the Products, including buyers, contractors and installers ("Buyer") and End Users ("Buyer/End User") agrees that this Warranty shall be effective only during the Warranty Period so long as the Products are used solely for the normal purposes for which they are intended and in conformance with industry established standards, engineering, installation, operating, and maintenance specifications, recommendations and instructions including explicit instructions by the Company; the Products are properly installed, operated and used, and have not been modified; and all the other terms of this Warranty are complied with. Any violation thereof shall void this Warranty and relieve Company from all obligations arising from this Warranty and the Products.

Upon receipt or discovery of any Products that appear questionable or defective each Buyer/End User shall promptly inspect and return any such Product to the Company at 15853 Olden Street, Sylmar, California 91342, accompanied by a letter stating the nature of any problems. If the Products are determined by Company to be defective in materials or workmanship directly provided by Company, Company, at its sole option, may either repair or replace the defective Products, or reimburse applicable Buyer/End User for the cost of such Products. The applicable Buyer/End User shall bear all applicable shipping costs. THIS SHALL BE BUYERS/END USERS' SOLE REMEDY. EACH BUYER/END USER AGREES THAT COMPANY WILL NOT BE RESPONSIBLE FOR ANY OTHER OBLIGATIONS RELATING TO THE PRODUCTS, INCLUDING ANY OTHER MATERIALS OR LABOR COSTS, LOSS OF USE OR ANY OTHER ITEM OR FOR ANY DELAYS IN COMPLYING WITH THIS WARRANTY BEYOND COMPANY'S REASONABLE CONTROL.

COMPANY SHALL NOT BE LIABLE FOR, DOES NOT ASSUME, AND EXPRESSLY DISCLAIMS, ANY LIABILITY, RESPONSIBILITY AND DAMAGES: DUE TO ANY BUYER/END USER'S FAILURE TO COMPLY WITH THIS WARRANTY, INCLUDING IMPROPER INSTALLATION, USE OR OPERATION; USE WITH PRODUCTS FROM OTHER MANUFACTURERS THAT DO NOT MEET ASTM OR OTHER APPLICABLE PRODUCT STANDARDS; IMPROPER CONTROL OF SYSTEM HYDRAULICS, IMPROPER WINTERIZATION PROCEDURES, IMPROPER VOLTAGE SUPPLY, CONTACT WITH INCOMPATIBLE MATERIALS OR CHEMICALS, EXCAVATION/DIGGING, EXCESSIVE WEIGHT, AND VANDALISM; DUE TO REASONABLE WEAR AND TEAR AND DUE TO ANY ACTS OF NATURE, INCLUDING LIGHTNING, EARTHQUAKES, GROUND MOVEMENT, FROST HEAVE, OR FLOODS.

COMPANY EXTENDS ONLY THIS WARRANTY AND EXPLICITLY DISCLAIMS ALL OTHER WARRANTIES, WHETHER IMPLIED OR OTHERWISE EXPRESSED, WHETHER ORAL, STATUTORY OR OTHERWISE, INCLUDING ANY IMPLIED WARRANTIES OR AFFIRMATIONS FOR SUITABILITY, MERCHANTABILITY OR FITNESS FOR A PARTICULAR PURPOSE. NO AFFIRMATION BY COMPANY OR ANY OF ITS REPRESENTATIVES, BY WORDS, CONDUCT OR OTHERWISE, SHALL CONSTITUTE A WARRANTY. THIS WARRANTY MAY NOT BE TRANSFERRED, EXTENDED, ALTERED OR OTHERWISE MODIFIED IN ANY MANNER, EXCEPT BY WRITTEN AGREEMENT SIGNED BY COMPANY.

BY ITS ACCEPTANCE OF THE PRODUCTS, EACH BUYER/END USER EXPRESSLY WAIVES ALL OTHER LIABILITY OR OBLIGATION OF ANY KIND OR CHARACTER OF COMPANY, INCLUDING LIABILITY PREDICATED UPON CONTRACT, TORT, STRICT LIABILITY OR OTHER LEGAL OR EQUITABLE GROUNDS, AND ALL, IF ANY, DAMAGES AND LOSSES AS A RESULT THEREOF, INCLUDING ALL, IF ANY, COMPENSATORY, GENERAL, SPECIAL, CONSEQUENTIAL, INCIDENTAL, OR PUNITIVE DAMAGES. WITH RESPECT TO SUCH WAIVERS, EACH BUYER/END USER EXPLICITLY WAIVES CALIFORNIA CIVIL CODE §1542 WHICH STATES "A GENERAL RELEASE DOES NOT EXTEND TO CLAIMS WHICH THE CREDITOR DOES NOT KNOW OR SUSPECT TO EXIST IN HIS FAVOR AT THE TIME OF EXECUTING THIS RELEASE, WHICH IF KNOWN BY HIM MUST HAVE MATERIALLY ADVERSELY AFFECTED HIS SETTLEMENT WITH DEBTOR" AND ALL OTHER SIMILAR STATUTORY, COMMON AND CASE LAW RIGHTS, DEFENSES AND LIMITATIONS.

Having previously independently inspected the Products, or a sample, as fully as desired, or having the opportunity to and having not done so, upon acceptance of delivery of the Products, and except as otherwise herein explicitly provided, each Buyer/End User by acceptance or use of the Products accepts them in their "AS IS" and "WITH ALL FAULTS" condition without any other warranty, expressed, implied or otherwise, and accepts and assumes the entire risk and cost of all servicing, remediation and consequences thereof. This Warranty shall be governed by California law and any unenforceable provisions severed without affecting the remaining provisions. As used herein, "including" includes "without limitation."

PVC White Schedule 40 Fittings, Unions & Saddles



SPEARS® QUALITY POLICY

It is the policy and objective of Spears® Manufacturing Company to produce a superior quality product suitable for its intended use, with regard to functionality, structural integrity, and conformance to established industry standards and practices. It is the commitment of this Company to do so in a manner which provides consistency of product quality, optimum availability, and superior customer service, while maintaining efficiency of operations and profitability necessary to perpetuate product improvement and customer satisfaction. Furthermore, it is recognized that the attainment of these objectives is the responsibility of all Company operations and personnel according to their respective functions.

STANDARDS & SPECIFICATIONS

Standards provide greater assurance of product performance and consistency, and are available to assist design engineers in system specification. The most frequently referenced industry standards for plastic piping systems are ASTM Standard Specifications and Practices. Along with ASTM Standards, additional product specifications and certifications form the basis of product conformance to which Spears® products are manufactured.

ASTM D 2466
ASTM D 1784
ASTM D 2609

Poly (Vinyl Chloride) (PVC) Plastic Pipe Fittings, Schedule 40.
Rigid Poly (Vinyl Chloride) (PVC) Compounds and Chlorinated Poly (Vinyl Chloride) (CPVC) Compounds.
Plastic Insert Fittings for Polyethylene (PE) Plastic Pipe.



National Sanitation Foundation (NSF) Standard 61 and/or 14 Plastic Fittings for Potable Water.

Material
Fabricated Fittings

Spears® Schedule 40 Fittings are produced from PVC Type I, Cell Classification 12454.
Spears® Fabricated Fittings conform to Spears® Manufacturing Company Special Engineering Specifications.

Prices subject to change without notice. Possession of this price schedule shall not be construed as an offer to sell the products listed. Product drawings and/or photographs are representative and may not fully reflect product configurations.

RECOMMENDATIONS FOR INSTALLERS & USERS

Plastic piping systems should be ENGINEERED, INSTALLED, and OPERATED in accordance with ESTABLISHED DESIGN AND ENGINEERING STANDARDS AND PROCEDURES for plastic piping systems. Suitability for the intended service application should be determined by the installer and/or user prior to installation of a plastic piping system. PRIOR TO ASSEMBLY, all piping system components should be inspected for damage or irregularities. Mating components should be checked to assure that tolerances and engagements are compatible. Do not use any components that appear irregular or do not fit properly. Contact the appropriate manufacturer of the component product in question to determine usability. Consult all applicable codes and regulations for compliance prior to installation.

SOLVENT WELD CONNECTIONS - Use a quality grade of primer and solvent cement formulated for the type of connection, with the CORRECT SIZE APPLICATOR. Read and follow all of the solvent cement MANUFACTURER'S APPLICATION AND CURE TIME INSTRUCTIONS THOROUGHLY.

BEFORE APPLYING PRIMER AND CEMENT, appropriate safety precautions should be taken. Primer and Cement should be stored in the shade between 40°F and 110°F. Eliminate all ignition sources. Avoid breathing of vapors. Use only with adequate ventilation; explosion-proof general mechanical ventilation or local exhaust is recommended to maintain vapor concentrations below recommended exposure limits. In confined or partially enclosed areas, a NIOSH-approved organic vapor cartridge respirator with full face-piece is recommended. Containers should be kept tightly closed when not in use, and covered as much as possible when in use. Avoid frequent contact with skin; wearing PVA coated protective gloves and impervious apron are recommended. Avoid any contact with eyes; splash-proof chemical goggles are recommended.

THREADED CONNECTIONS - Use a quality grade thread sealant. WARNING: SOME PIPE JOINT COMPOUNDS OR TEFLON® PASTES MAY CONTAIN SUBSTANCES THAT COULD CAUSE STRESS CRACKING TO PLASTIC. Spears® Manufacturing Company recommends the use of Spears® BLUE 75™ Thread Sealant which has been tested for compatibility with Spears® products. Please follow the sealant manufacturers' application/installation instructions. Choice of an appropriate thread sealant other than those listed above is at the discretion of the installer. 1 to 2 turns beyond FINGER TIGHT is generally all that is required to make a sound plastic threaded connection. Unnecessary OVER TIGHTENING will cause DAMAGE TO BOTH PIPE AND FITTING.



PVC White Schedule 40 Fittings, Unions & Saddles

IMPORTANT

WATER HAMMER - Spears® Manufacturing Company, Inc., recommends that all PVC and CPVC plastic piping systems be designed and constructed to AVOID EXCESSIVE WATER HAMMER. Water hammer can cause damage, and failure to pipe, valves, and fittings within the piping system.

PLEASE NOTE - When temperatures rise above 73°F, the tensile strength of thermoplastics decreases, thereby derating the pipe or fitting Maximum Internal Pressure. When temperatures fall below 73°F, the tensile strength of thermoplastics increases, however, the impact strength decreases. Maximum operating temperatures for PVC piping systems should not exceed 140°F. Maximum operating temperatures for CPVC piping systems should not exceed 200°F.

CAUTION - Spears® Manufacturing Company DOES NOT RECOMMEND the use of thermoplastic piping products for systems to transport or store compressed air or gases, or the testing of thermoplastic piping systems with compressed air or gases in above and below ground locations. The use of Spears® products in compressed air or gas systems automatically voids Spears® warranty for such products, and their use against our recommendation is entirely the responsibility and liability of the installer. Spears® Manufacturing Company will not accept responsibility for damage or impairment of its products, or other consequential or incidental damages caused by misapplication, incorrect assembly, and/or exposure to harmful substances or conditions.

NOT FOR USE WITH COMPRESSED AIR OR GASES

WARNING: DO NOT USE COMPRESSED AIR OR GAS TO TEST ANY PVC OR CPVC THERMOPLASTIC PIPING PRODUCT OR SYSTEM, AND DO NOT USE DEVICES PROPELLED BY COMPRESSED AIR OR GAS TO CLEAR SYSTEMS. THESE PRACTICES MAY RESULT IN EXPLOSIVE FRAGMENTATION OF SYSTEM PIPING AND COMPONENTS CAUSING SERIOUS OR FATAL BODILY INJURY.

Fabricated fittings are shown in shaded areas in this publication for easy identification.

Not all of the Fabricated or Molded Fittings listed in this price schedule are carried in Spears® Distribution Center inventories. When ordering Fittings, please check with your servicing Distribution Center for availability. ALL ORDERS FOR NON-STOCKED Fittings are NON-CANCELABLE and NON-RETURNABLE. Additional fabricated fittings are available upon request. All fabricated fittings are sold in bulk quantities.

CONFIGURATION DESCRIPTIONS

Definitions of abbreviated configuration descriptions follow.

Fipt	Female Iron Pipe Thread
IPS	Iron Pipe Size
Mipt	Male Iron Pipe Thread
PIP	Plastic Irrigation Pipe
Soc	Solvent Weld Socket (IPS)
Spig	Spigot End (IPS)
SR Fipt	Special Reinforced Plastic Female Iron Pipe Thread

PVC White Schedule 40 Fittings, Unions & Saddles



PART NUMBER NOTATIONS

Listed part numbers may be accompanied by superscript, asterisks, or special symbols indicating additional information about the fitting. A list of such notation definitions follow.

- + Spears® Manufacturing Company Specifications
- * An asterisk (*) appearing after a fabricated fitting part number indicates the item is fiberglass reinforced.
- n Not NSF Listed
- 1 Sized with Bushing
- 2 Outlet sized with Coupling
- 3 Molded EII assembled with pipe stub.
- 4 Plug fabricated using Cap and pipe spigot.

ADDITIONAL PART NUMBER INFORMATION

Letters contained in part numbers denote special information as indicated below.

- M Multi-Bolt Pattern Flange or HDPE (High Density Polyethylene) 90° Street EII
- D Deep Socket (branch outlet only on Tees)
- S Solid Style Van Stone Flange Ring or Stainless Steel Hardware
- E EPDM O-ring
- SE Stainless Steel Hardware with EPDM O-ring
- CS Counter Sunk (Plug)
- G PVC Gray
- N Nestling
- F "F" at the end of the part number indicates the item is a Fabricated Fitting. Fabricated fittings appear in shaded areas for easy identification.
- FP Fabricated Van Stone Style Flange with Plastic Ring
- FS Fabricated Van Stone Style Flange with Steel Ring
- SR Special Reinforced



PVC White Schedule 40 Fittings, Unions & Saddles

CONTENT

CATALOG INFORMATION

HOW TO USE THIS CATALOG	1
ORGANIZATION	1
COLUMN HEADER INFORMATION	1
PRODUCT CONFIGURATION	1

PRODUCTS

Tee Soc	2
Tee Soc x Fipt	2
Tee Soc x Mipt	2
Tee Soc x Fipt x Soc	2
Special Reinforced Tee Soc x SR Fipt - Stainless Steel Collar	2
Tee Fipt	2
Street Tee Spig x Soc x Soc	2
Reducing Tee Soc	2
Reducing Tee Soc x Fipt	4
Reducing Tee Soc x Fipt x Soc	5
Special Reinforced Reducing Tee Soc x SR Fipt - Stainless Steel Collar	5
Special Reinforced Reducing Tee Soc x SR Fipt-Stainless Steel Collar x Soc	5
Manifold Tee Spig x Soc x Mipt	5
Manifold Tee Spig x Soc x Fipt	5
O-ring Sealed Manifold Tee O-ring Sealed MIPT x Fipt x MIPT	6
Transition Tee for P.E. Hose Laterals Soc x Insert (.580 I.D.)	6
90° Ell Soc	6
90° Ell Soc x Fipt	6
Special Reinforced 90° Ell & Reducing 90° Ell Soc x SR Fipt - Stainless Steel Collar	6
90° Ell Fipt	6
Reducing 90° Ell Soc	6
Reducing 90° Ell Soc x Fipt	7
90° Sweep Ell Soc	7
Long Sweep 90° Ell Soc	7
90° Street Ell Spig x Soc	7
90° Street Ell Mipt x Soc	7
90° Street Ell Mipt x Fipt	8
HDPE 90° Street Ell Mipt x Fipt	8
HDPE 90° Street Ell Mipt x Fipt (Short Pattern)	8
HDPE Reducing 90° Street Ell Mipt x Fipt (Short Pattern)	8
Side Outlet Ell Soc	8
Side Outlet Ell Soc x Fipt	8
60° Ell Soc	8

PVC White Schedule 40 Fittings, Unions & Saddles



CONTENT

45° Ell Soc	9
45° Street Ell Spigx Soc	9
30° Ell Soc	9
22-1/2° Ell Soc	9
22-1/2° Street Ell Spig x Soc	10
15° Ell Soc	10
11-1/4° Ell Soc	10
Wye Soc	10
Reducing Wye Soc	11
Double Wye Soc	12
Reducing Double Wye Soc	12
Cross Soc	12
Reducing Cross Soc	13
Cross Soc x Mipt	14
Coupling Soc	14
Coupling Fipt	14
Special Reinforced Coupling SR Fipt - Stainless Steel Collar	14
Reducer Coupling Soc	14
Reducer Coupling Fipt	15
Special Reinforced Reducer Coupling SR Fipt - Stainless Steel Collar	15
Eccentric Reducer Coupling Soc	16
Deep Socket Coupling Soc	16
Fabricated Repair Coupling Gasket x Gasket	16
IPS to PIP Adapter Spig x Soc	17
Female Adapter Soc x Fipt	17
Special Reinforced Female Adapter Soc x SR Fipt - Stainless Steel Collar	17
Spigot Female Adapter Spig x Fipt	17
Special Reinforced Spigot Female Adapter Spig x SR Fipt - Stainless Steel Collar	17
Special Reinforced Reducing Spigot Female Adapter Spig x SR Fipt - Stainless Steel Collar	17
Reducing Female Adapter Soc x Fipt	18
Special Reinforced Reducing Female Adapter Soc x SR Fipt - Stainless Steel Collar	18
Male Adapter Mipt x Soc	18
Male Adapter Spig x Mipt	18
Reducing Male Adapter Mipt x Soc	18
IPT Adapter Mipt x Fipt	18
Insert Adapter (White PVC) Insert x Soc	19
Insert Adapter (White PVC) Insert x I.P.S. Spigot	19
Insert Adapter (White PVC) Insert x I.P.S. Spigot x I.P.S. Socket	19
Riser Extension Fipt x Mipt	19
HDPE Cut-Off Riser Extension Fipt x Mipt	19



PVC White Schedule 40 Fittings, Unions & Saddles

CONTENT

Reducer (T.T.) Bushing Mipt x Fipt	19
Reducer Bushing Flush Style Spig x Soc	20
Reducer Bushing Flush Style Spig x Fipt	21
Special Reinforced Reducer Bushing Flush Style Spig x SR Fipt - Stainless Steel Collar	21
Special Reinforced Reducer Bushing Flush Style Mipt X SR Fipt - Stainless Steel Collar	21
Cap Soc	21
Cap Fipt	22
Special Reinforced Cap SR Fipt - Stainless Steel Collar	22
Plug Spig	22
Plug Mipt	22
Counter Sunk Plug Spig	22
Union Soc with Buna-N O-ring Seal	22
Union Soc with EPDM O-ring Seal	23
Union Fipt with Buna O-ring Seal	23
Union Fipt with EPDM O-ring Seal	23
Special Reinforced Union Soc x SR Fipt with Buna O-ring Seal - Stainless Steel Collar	23
Special Reinforced Union Soc x SR Fipt with EPDM O-ring Seal - Stainless Steel Collar	23
Transition Union Soc x Fipt with Brass Thread Insert & Buna-N O-ring Seal	24
Transition Union Soc x Fipt with Brass Thread Insert & EPDM O-ring Seal	24
Saddle IPS O.D. x Soc	24
Saddle IPS O.D. x Fipt	24
Snap-On Saddle IPS O.D. x Soc	24
Snap-On Saddle IPS O.D. x Fipt	25
Flange One Piece Soc	25
Flange One Piece Fipt	25
Flange One Piece SR Fipt	25
Blind Flange	26
Flange Van Stone Style PIP Soc	26
Flange Van Stone Style with PVC Ring Soc	26
Flange Van Stone Style with Glass Filled PVC Ring Soc	26
Flange Van Stone Style with Steel Ring Soc	27
Flange Van Stone Style with Plastic Solid Ring Soc	27
Flange Van Stone Style with Plastic Ring ASTM Soc x Multi-Bolt Pattern Ring	27
Flange Van Stone Style with Plastic Ring Fipt	27
Flange Van Stone Style with PVC Ring Spig	27
Flange Van Stone Style with Glass Filled PVC Ring Spig	27
Flange Van Stone Style with Steel Ring Spig	28
Application & Use of Van Stone Style Flange Replacement Split Rings	28
PVC Flange Replacement Split Rings For Spears® flanges with regular PVC Rings	28

PVC White Schedule 40 Fittings, Unions & Saddles



CONTENT

Glass Filled PVC Flange Replacement Split Rings For Spears® flanges with Glass Filled PVC Rings	28
Gasket Selection Guide	29
Buna-N Full-Faced Flange Gaskets	29
EPDM Full-Faced Flange Gaskets	29
Viton® (FKM) Full-Faced Flange Gaskets	29
Bolt Kit Selection Guide	30
Zinc Plated Steel Flange Bolt Hardware Kits For Connection of 2-Spears® Flanges Includes Bolts, Nuts & Flat Washers	30
Type 316 Stainless Steel Flange Bolt Hardware Kits For Connection of 2-Spears® Flanges Includes Bolts, Nuts & Flat Washers	30
Type 304 Stainless Steel Flange Bolt Hardware Kits For Connection of 2-Spears® Flanges Includes Bolts, Nuts, & Flat Washers	30
Tee, Class 125 Molded	30
90° Elbow, Class 125 Molded	30
45° Elbow, Class 125 Molded	31
Coupling, Class 125 Molded	31
Reducer Coupling, Class 125 Molded	31
Reducer Bushing, Class 125 Molded	31
Additional Specialty Products Available	32

COMPANY INFORMATION

LIMITED LIFETIME WARRANTY	33
SPEARS® QUALITY POLICY	34
STANDARDS & SPECIFICATIONS	34

INSTALLATION INFORMATION

RECOMMENDATIONS FOR INSTALLERS & USERS	34
CONFIGURATION DESCRIPTIONS	35
PART NUMBER NOTATIONS	36
ADDITIONAL PART NUMBER INFORMATION	36

NOTES

NOTES

NOTES

NOTES

NOTES

NOTES

Watch for New Product Announcements from Spears® Innovation and Technology



SPEARS® MANUFACTURING COMPANY



CORPORATE OFFICE

15853 Olden Street, Sylmar, CA 91342
PO Box 9203, Sylmar, CA 91392
(818) 364-1611 • www.spearsmfg.com

PACIFIC SOUTHWEST

15860 Olden Street
Sylmar (Los Angeles), CA 91342
P.O. Box 9203, Sylmar, CA 91392
(818) 364-1611
(800) 862-1499
Fax (818) 367-3014

NORTHWEST

4103 C St. NE Suite 200
Auburn (Seattle), WA
98002
(253) 939-4433
(800) 347-7327
Fax (253) 939-7557

ROCKY MOUNTAIN

4880 Florence Street
Denver, CO
80238
(303) 371-9430
(800) 777-4154
Fax (303) 375-9546

SOUTH CENTRAL

1000 Lakeside Parkway
Flower Mound, TX
75028
(469) 528-3000
(800) 441-1437
Fax (469) 528-3001

UTAH

5395 West 1520 South
Salt Lake City, UT
84104
(303) 371-9430
(800) 777-4154
Fax (303) 375-9546

NORTHEAST

590 Industrial Drive, Suite 100
Lewisberry (Harrisburg), PA
17339-9532
(717) 938-8844
(800) 233-0275
Fax (717) 938-6547

SOUTHEAST

4205 Newport Place, Suite 100
Lawrenceville (Atlanta), GA
30043
(678) 985-1263
(800) 662-6326
Fax (678) 985-5642

FLORIDA

9563 Parksouth Court
Orlando, FL
32837
(407) 843-1960
(800) 327-6390
Fax (407) 425-3563

MIDWEST

1 Gateway Court, Suite A
Bolingbrook (Chicago), IL
60440
(630) 759-7529
(800) 662-6330
Fax (630) 759-7515

INTERNATIONAL SALES

15853 Olden Street
Sylmar (Los Angeles), CA
91342
(818) 364-1611
Fax (818) 898-3774

AUTHORIZED DISTRIBUTOR